

# Movat Pentachrome Stain Kit (Modified Russell-Movat)

## Description:

The Movat Pentachrome Stain Kit (Modified Russel-Movat) is intended for use in histological demonstration of collagen, elastin, muscle, mucin and fibrin in tissue sections. This procedure is particularly useful when studying the heart, blood vessels and various vascular diseases.

Elastic Fibers:	Black to Blue/Black
Nuclei:	Blue/Black
Collagen:	Yellow
Reticular Fibers:	Yellow
Mucin:	Bright Blue
Fibrin:	Bright Red
Muscle:	Red

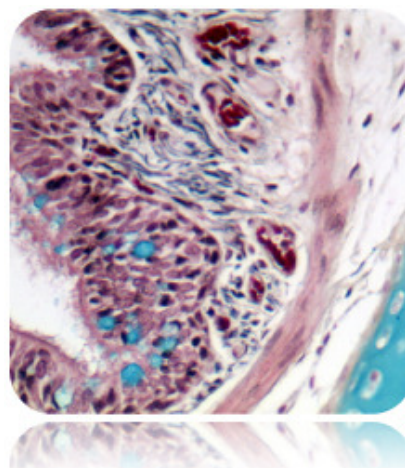
## Uses/Limitations:

Not to be taken internally.  
For In-Vitro Diagnostic use only.  
Histological applications.  
Do not use if reagents become cloudy.  
Do not use past expiration date.  
Use caution when handling reagents.  
Non-Sterile.

## Control Tissue:

Lung, Skin, Colon, Heart  
or any vascular tissue.

Ordering information regarding individual components  
on back page!



## Kit Contents:

Item #	Components	Volume	Storage
HSV250	Hematoxylin Solution (5%)	250ml	18-25°C
FCC125	Ferric Chloride Solution (10%)	125 ml	18-25°C
LIS125	Lugol's Iodine Solution	125 ml	18-25°C
FCB125	Ferric Chloride (2%) Differentiating Solution	125 ml	18-25°C
STB125	Sodium Thiosulfate Solution (5%)	125 ml	18-25°C
AAG125	Acetic Acid Solution (3%)	125 ml	18-25°C
AAE250	Acetic Acid Solution (1%)	250 ml	18-25°C
ANC125	Alcian Blue Solution, pH 2.5	125 ml	18-25°C
BSU125	Biebrich Scarlet – Acid Fuchsin Solution	125 ml	18-25°C
PGC250	Phosphotungstic Acid Solution (5%)	250 ml	18-25°C
TZQ125	Tartrazine Solution	125 ml	18-25°C

Storage: 18° C



25° C



ScyTek Laboratories, Inc.  
205 South 600 West  
Logan, UT 84321  
U.S.A.



EC REP EmergoEurope (31)(0) 70 345-8570  
Molsnstraat 15  
2513 BH Hague, The Netherlands

# Instructions For Use MPS-1-IFU

Rev. Date: June 11, 2013

Revision: 2

Page 2 of 3

P.O. Box 3286 - Logan, Utah 84323, U.S.A. - Tel. (800) 729-8350 – Tel. (435) 755-9848 - Fax (435) 755-0015 - [www.scytek.com](http://www.scytek.com)

**Precautions:** Keep away from open flame.  
Avoid contact with skin and eyes.  
Harmful if swallowed.  
Follow all Federal, State, and local regulations regarding disposal.  
Use in chemical fume hood whenever possible.

## Preparation of Reagents Prior to Beginning:

1. Prepare working Elastic Stain Solution by mixing:  
(mixed solution may be used for 24 hours) 30ml Hematoxylin Solution (5%)  
15ml Ferric Chloride Solution (10%)  
15ml Lugol's Iodine Solution.
2. **Note:** Lugol's Iodine Solution will cause staining of all kit vials and labels over time. This does not adversely affect the performance of this product and is merely cosmetic in nature.
3. **Note:** Removal of mercury deposits is not required for tissues that have been fixed in mercury containing fixatives since it will be removed by the staining solution.


## Procedure (Standard):

1. Deparaffinize sections if necessary and hydrate to distilled water.
2. Stain tissue section with working Elastic Stain Solution for 20 minutes.
3. Rinse in running tap water until no excess stain remains on slide.
4. Dip slide in Ferric Chloride (2%) Differentiating Solution 15-20 times and rinse in tap water.
5. Check slides microscopically for proper differentiation. Repeat step 4 if required.
6. Rinse in 2 changes of distilled water.
7. Place slide in Sodium Thiosulfate Solution (5%) and incubate for 1 minute.
8. Rinse in tap water for 2 minutes followed by 2 changes in distilled water.
9. Place slide in Acetic Acid Solution (3%) and incubate for 2 minutes to equilibrate tissue prior to staining with Alcian Blue Solution, pH 2.5.
10. Without rinsing, place slide in Alcian Blue Solution, pH 2.5 and incubate for 25 minutes.
11. Rinse in tap water for 2 minutes followed by 2 changes in distilled water.
12. Place slide in Biebrich Scarlet – Acid Fuchsin Solution and incubate for 3 minutes.
13. Rinse slide in 2 changes of distilled water.
14. Place slide in Acetic Acid Solution (1%) for 5-10 seconds with agitation.
15. Rinse quickly in distilled water.
16. Differentiate slide in 2 changes of Phosphotungstic Acid Solution (5%) for 3 minutes each.
17. Check slides microscopically for proper differentiation. Collagen should be clear but elastic fibers should still be stained. Repeat step 15 if required.
18. Rinse slide briefly in distilled water.
19. Dip slide several times (3-5) in Acetic Acid Solution (1%).
20. Shake off excess Acetic Acid Solution (1%) and without rinsing apply Tartrazine Solution and incubate for 2 minutes.
21. Rinse slide in 3 changes of absolute alcohol.
22. Clear, and mount in synthetic resin.


## References:

1. Movat, H.Z. Demonstration of all connective tissue elements in a single section, Arch Pathology, 1955 Volume 60, page 289.

Storage: 18° C  25° C

 ScyTek Laboratories, Inc.  
205 South 600 West  
Logan, UT 84321  
U.S.A.



 EmergoEurope (31)(0) 70 345-8570  
Molsstraat 15  
2513 BH Hague, The Netherlands

# Instructions For Use MPS-1-IFU

Rev. Date: June 11, 2013

Revision: 2

Page 3 of 3

P.O. Box 3286 - Logan, Utah 84323, U.S.A. - Tel. (800) 729-8350 – Tel. (435) 755-9848 - Fax (435) 755-0015 - [www.scytek.com](http://www.scytek.com)

## Bulk Reagent Ordering Information and Current Pricing at [www.scytek.com](http://www.scytek.com)

Description:	Catalog #	Volume
Hematoxylin Solution (5%)	HSV250	250 ml
	HSV500	500 ml
	HSV999	1000 ml
Ferric Chloride Solution (10%)	FCC125	125 ml
	FCC500	500 ml
	FCC999	1000 ml
Lugol's Iodine Solution	LIS125	125 ml
	LIS500	500 ml
	LIS999	1000 ml
Ferric Chloride (2%) Differentiating Solution	FCB125	125 ml
	FCB500	500 ml
	FCB999	1000 ml
Sodium Thiosulfate Solution (5%)	STB125	125 ml
	STB500	500 ml
	STB999	1000 ml
Acetic Acid Solution (3%)	AAG125	125 ml
	AAG500	500 ml
	AAG999	1000 ml
Acetic Acid Solution (1%)	AAE125	125 ml
	AAE250	250 ml
	AAE500	500 ml
	AAE999	1000 ml
Alcian Blue Solution, pH 2.5	ANC125	125 ml
	ANC250	250 ml
	ANC500	500 ml
	ANC999	1000 ml
Biebrich Scarlet – Acid Fuchsin solution	BSU125	125 ml
	BSU500	500 ml
	BSU999	1000 ml
Phosphotungstic Acid Solution (5%)	PGC250	250 ml
	PGC500	500 ml
	PGC999	1000 ml
Tartrazine Solution	TZQ125	125 ml
	TZQ500	500 ml
	TZQ999	1000 ml

Storage: 18° C



25° C



ScyTek Laboratories, Inc.  
205 South 600 West  
Logan, UT 84321  
U.S.A.



EC REP EmergoEurope (31)(0) 70 345-8570  
Molsnstraat 15  
2513 BH Hague, The Netherlands