

Instructions For Use GSK-1-IFU

Rev. Date: Feb. 7, 2012

Revision: 4

Page 1 of 2

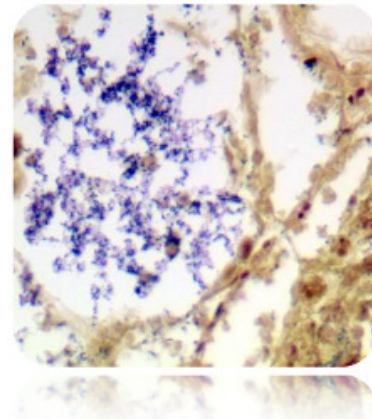
P.O. Box 3286 - Logan, Utah 84323, U.S.A. - Tel. (800) 729-8350 – Tel. (435) 755-9848 - Fax (435) 755-0015 - www.scytek.com

Gram Stain Kit

Description: The Gram Stain Kit is intended for the demonstration and differentiation of Gram-positive and Gram-negative bacteria. The stain is named after the Danish scientist Hans Christian Gram.

Gram Positive Bacteria: Blue
 Gram Negative Bacteria: Red
 Other Tissue: Yellow
 Nuclei: Red

Uses/Limitations: Not to be taken internally.
 For In-Vitro Diagnostic use only.
 Histological applications.
 Do not use if reagents become cloudy.
 Do not use past expiration date.
 Use caution when handling reagents.
 Non-Sterile.



Control Tissue: Any well fixed tissue section.
 Air dried smear.

Ordering information regarding individual components on back page!


Kit Contents:


| <u>Item #</u> | <u>Kit Contents</u> | <u>Volume</u> | <u>Storage</u> |
|---------------|-----------------------------|---------------|----------------|
| GVS125 | Gentian Violet Solution | 125 ml | 18-25 °C |
| LIS125 | Lugol's Iodine Solution | 125 ml | 18-25 °C |
| GDS125 | Gram's Decolorizer Solution | 125 ml | 18-25 °C |
| CFX125 | Carbol Fuchsin Counterstain | 125 ml | 18-25 °C |
| TZQ125 | Tartrazine Solution | 125 ml | 18-25 °C |

Precautions: Avoid contact with skin and eyes.
 Harmful if swallowed.
 Follow all Federal, State, and local regulations regarding disposal.


Procedure:

1. Deparaffinize sections if necessary and hydrate to distilled water.
2. Apply adequate Gentian Violet Solution to completely cover tissue section and incubate for 1 minute.
3. Rinse slide in distilled water to remove excess stain.

Storage: 18° C  25° C

 ScyTek Laboratories, Inc.
 205 South 600 West
 Logan, UT 84321
 U.S.A.



 EmergoEurope (31)(0) 70 345-8570
 Molsnstraat 15
 2513 BH Hague, The Netherlands

P.O. Box 3286 - Logan, Utah 84323, U.S.A. - Tel. (800) 729-8350 – Tel. (435) 755-9848 - Fax (435) 755-0015 - www.scytek.com

4. Apply adequate Lugol's Iodine Solution to completely cover tissue section and incubate for 1 minute.
5. Rinse slide in gently running tap water to remove excess iodine.
6. Place slide in Gram's Decolorizer until color no longer bleeds off section.
7. Rinse slide quickly in gently running tap water.
8. Apply adequate Carbol Fuchsin to completely cover tissue section and incubate for 1-2 minutes.
9. Rinse slide quickly in gently running tap water to remove excess stain.
10. Apply Tartrazine Solution and incubate for 15 seconds.
11. Rinse slide 1 time in absolute alcohol.
12. Dehydrate slide quickly in 3 changes of absolute alcohol.
13. Clear in 2 changes of xylene or xylene substitute, and mount in synthetic resin.


References:

1. Sheehan, DC., Hrapchak, BB. Theory and Practice of Histotechnology; 1980, page 235.
2. Su, R.J., Wang, P. Role of Gram stain in microbiological laboratories with limited resources. Reviews in Medical Microbiology. July 2011, Volume 22, Issue 3: pages 41-44. Doi: 10.1097/MRM.0b013e3283478a08.
3. Marira, J., Surekha, Y, Asangi, K.S., Suresh, B.S., Ramesh, S. Sputum Gram Stain Assessment in Relation to Sputum Culture for Respiratory Tract Infections in a Tertiary Care Hospital. Journal of Clinical and Diagnostic Research. December 2011, Volume 5(8): pages 1699-1700.


Bulk Reagent Ordering Information and Current Pricing at www.scytek.com

| Description: | Catalog # | Volume |
|-----------------------------|-----------|---------|
| Gentian Violet Solution | GVS125 | 125 ml |
| | GVS500 | 500 ml |
| | GVS999 | 1000 ml |
| Lugol's Iodine Solution | LIS125 | 125 ml |
| | LIS500 | 500 ml |
| | LIS999 | 1000 ml |
| Gram's Decolorizer | GDS125 | 125 ml |
| | GDS500 | 500 ml |
| | GDS999 | 1000ml |
| Carbol Fuchsin Counterstain | CFX125 | 125 ml |
| | CFX500 | 500 ml |
| | CFX999 | 1000 ml |
| Tartrazine Solution | TZQ125 | 125 ml |
| | TZQ500 | 500 ml |
| | TZQ999 | 1000 ml |

Storage: 18° C  25° C

 ScyTek Laboratories, Inc.
205 South 600 West
Logan, UT 84321
U.S.A.



 EmergoEurope (31)(0) 70 345-8570
Molsnstraat 15
2513 BH Hague, The Netherlands