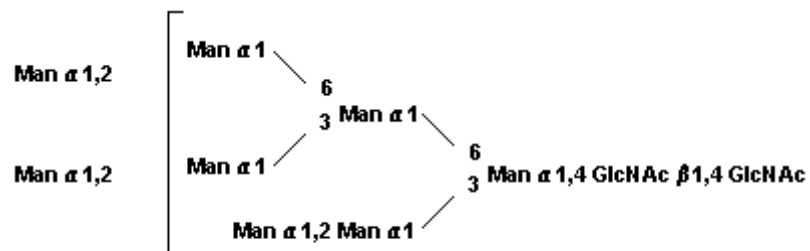


Ludger™

Man-8 Glycan

Cat. No. CN-MAN8-x (where x denotes pack size)

Structure



Synonyms : Man-8 N-linked oligosaccharide. Oligomannose 8 glycan.

Description: Oligomannose N-linked oligosaccharide with 8 mannosyl residues.

Sources : Man-8 glycan is found in a wide range of both plant and animal glycoproteins. This product is typically purified from the oligosaccharide pool released from porcine thyroglobulin by hydrazinolysis using a combination of HPLC and glycosidase digestion.

Form: Dry. Dried by centrifugal evaporation from an aqueous solution.

Molecular Weight: 1722

Purity: > 90% pure as assessed by a combination of ¹H-NMR and HPLC.

Storage: Refrigerate (-20°C) both before and after dissolution. This product is stable for at least 5 years as supplied.

Shipping: The product can be shipped at ambient when dry. After dissolution, ship on dry ice.

Handling: Allow the unopened vial to reach ambient temperature and tap unopened on a solid surface to ensure that most of the lyophilized material is at the bottom of the vial. Gently remove the cap, add the desired volume of reconstitution medium, re-cap and mix thoroughly to bring all the oligosaccharide into solution. For maximal recovery of oligosaccharide, ensure that the cap lining is also rinsed and centrifuge the reconstituted vial briefly before use. Ensure that any glass, plasticware or solvents used are free of glycosidases and environmental carbohydrates.

Ludger

Safety: This product is non-hazardous and has been purified from natural sources certified to be free of all hazardous material including pathogenic biological agents.

For research use only. Not for human or drug use

Related Products

Ludger Cat. No.	Description
CN-MAN9-x	Man-9 glycan
CN-MAN7-x	Man-7 glycan
CN-MAN6-x	Man-6 glycan
CN-MAN5-x	Man-5 glycan

Warranties and liabilities

Ludger warrants that the above product conforms to the attached analytical documents. Should the product fail for reasons other than through misuse Ludger will, at its option, replace free of charge or refund the purchase price. This warranty is exclusive and Ludger makes no other warranties, expressed or implied, including any implied conditions or warranties of merchantability or fitness for any particular purpose.

Ludger shall not be liable for any incidental, consequential or contingent damages.

This product is intended for *in vitro* research only.

Document # 'CN-MAN8-Guide', revision 1.2

Ludger™

Certificate of Analysis

MAN-8 Glycan

Cat. # : CN-MAN8-20U

Lot # : HA5-01

Size : 20 µg

Purity: > 90% pure as assessed by a combination of ¹H-NMR (see Fig 1) and HPLC.

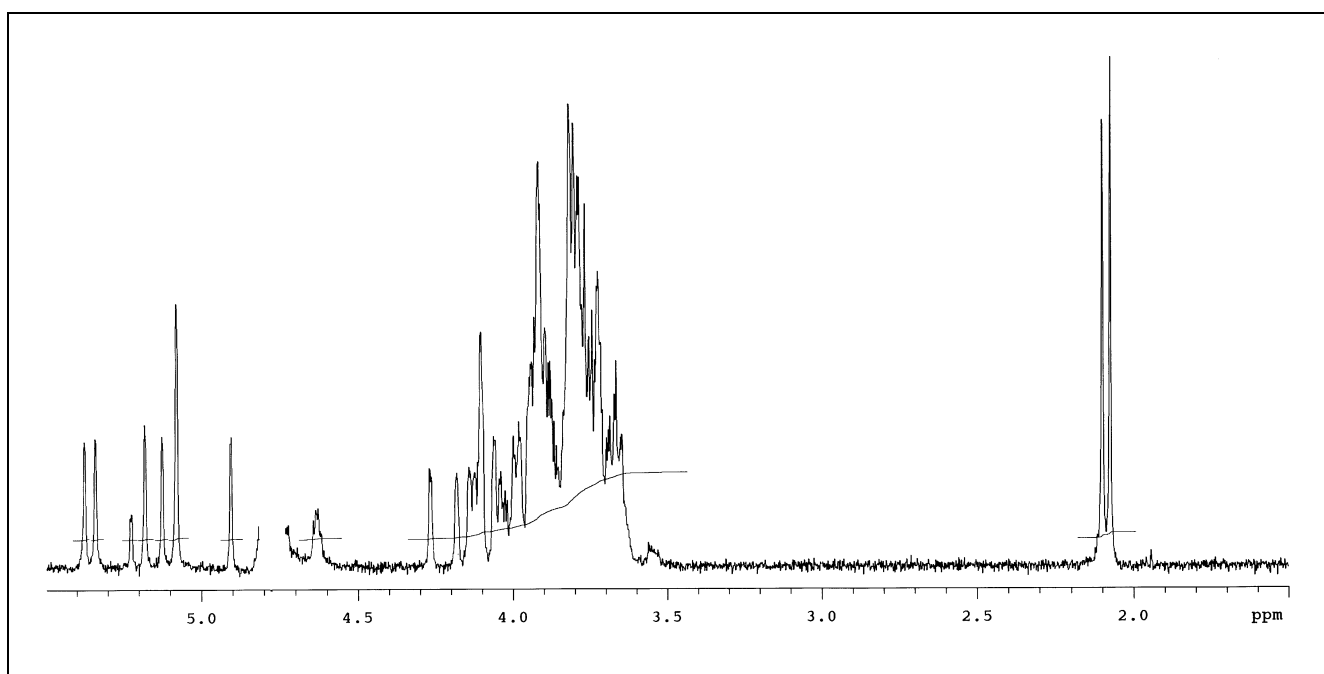


Figure 1 : 500 MHz ¹H-NMR of MAN-8 Glycan (Cat. No.CN-MAN8-20U, Lot No. HA5-01)

Ludger™

Certificate of Analysis

MAN-8 Glycan

Cat. # : CN-MAN8-20U

Lot # : A32I-02

Size : 20 µg

Purity: > 90% pure as assessed by a combination of ¹H-NMR (see Fig 1) and HPLC.

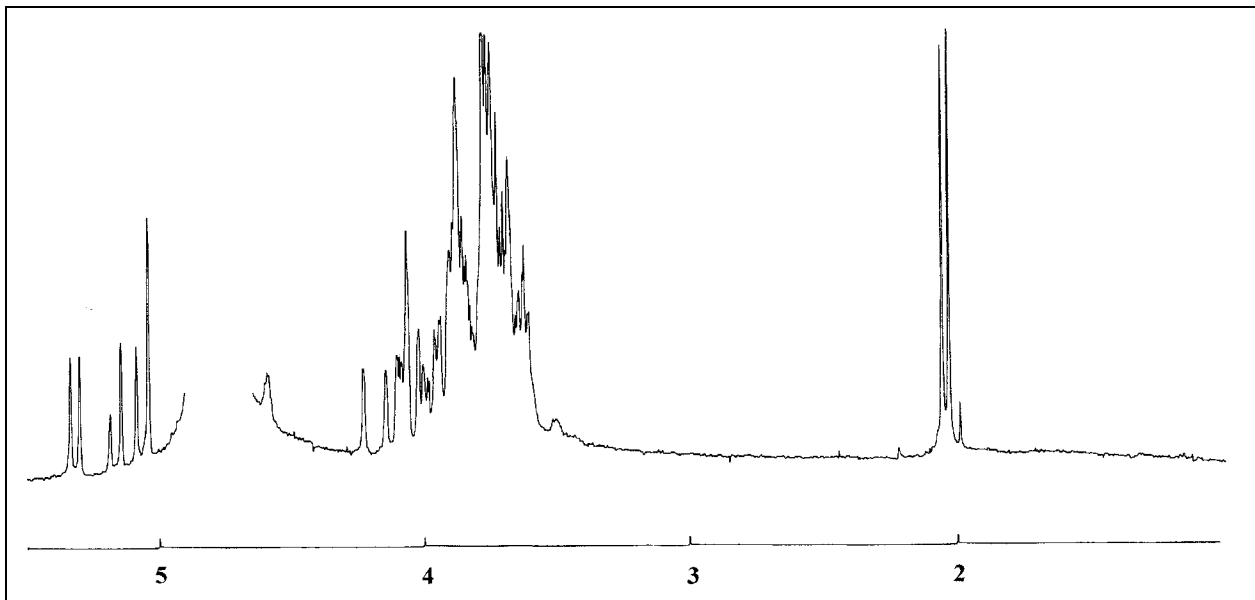
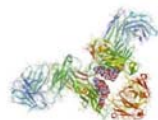


Figure 1 : 500 MHz ¹H-NMR of MAN-8 Glycan (Cat. No.CN-MAN8-20U, Lot No. A32I-02)



Certificate of Analysis

MAN-8 Glycan

Cat. # : CN-MAN8-10U

Lot # : A4BH-01

Size : 10 µg

Purity: > 90% pure as assessed by HPLC (see Fig 1).

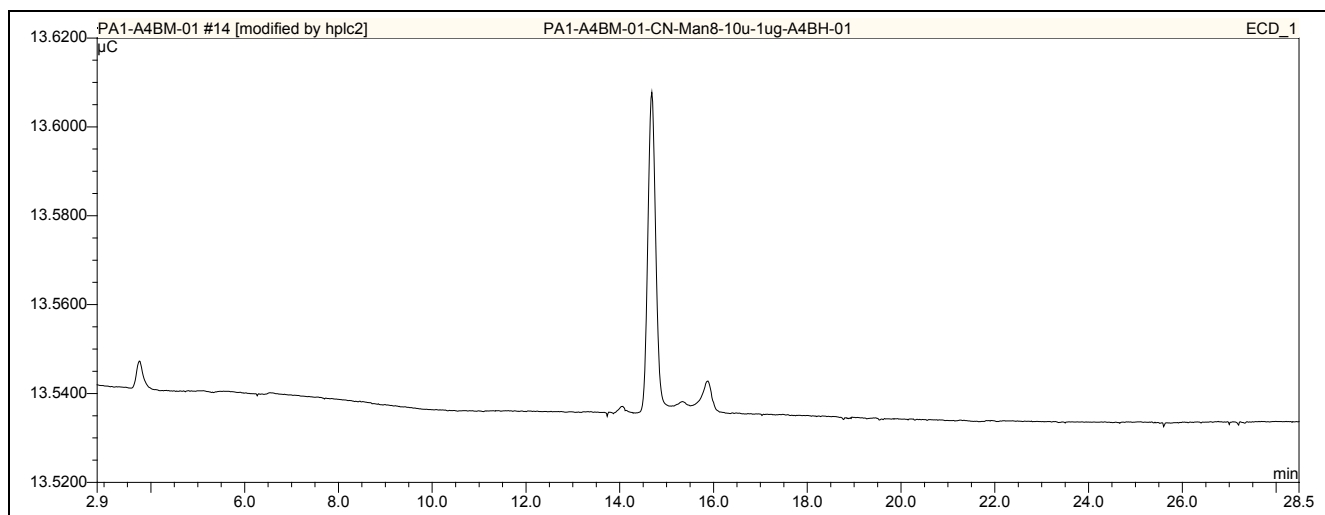


Figure 1 : HPAE-PAD HPLC Profile of MAN-8 Glycan (Cat. No.CN-MAN8-10U, Lot No. A4BH-01)



Certificate of Analysis

MAN-8 Glycan

Cat. #: CN-MAN8-10U

Lot #: A614-01

Size : 10 µg

Purity: > 90% pure as assessed by a combination of HPLC (see Fig 1) and ¹H-NMR (see Fig 2).

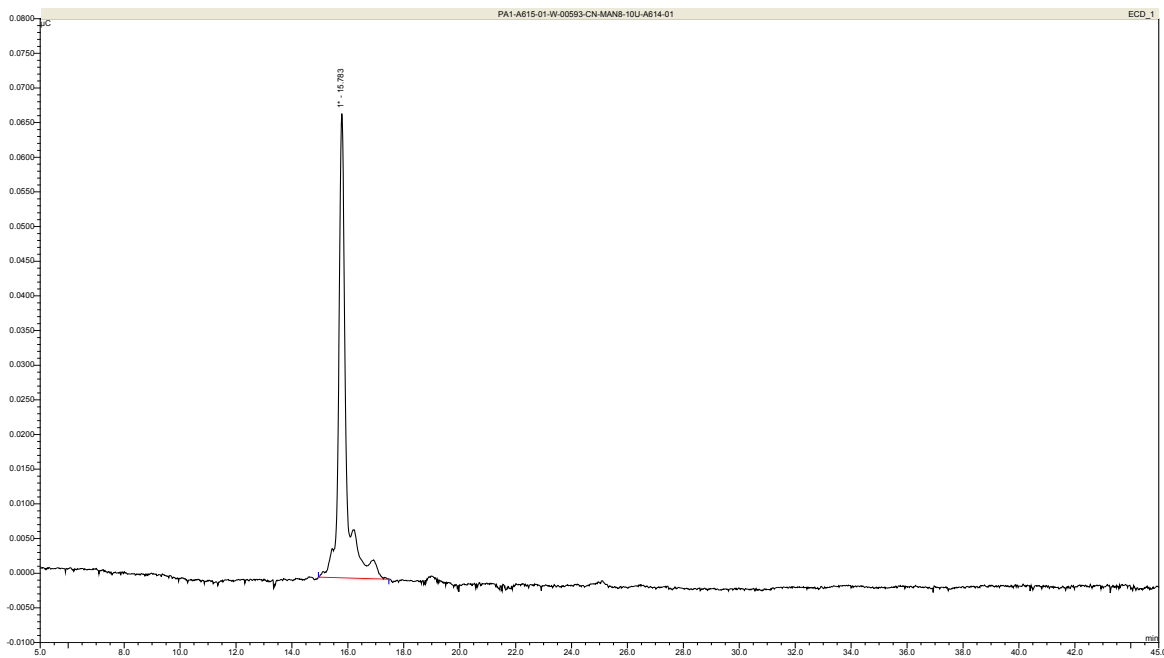


Figure 1 : HPAE-PAD HPLC Profile of MAN-8 Glycan (Cat. No.CN-MAN8-10U, Lot No. A614-01)

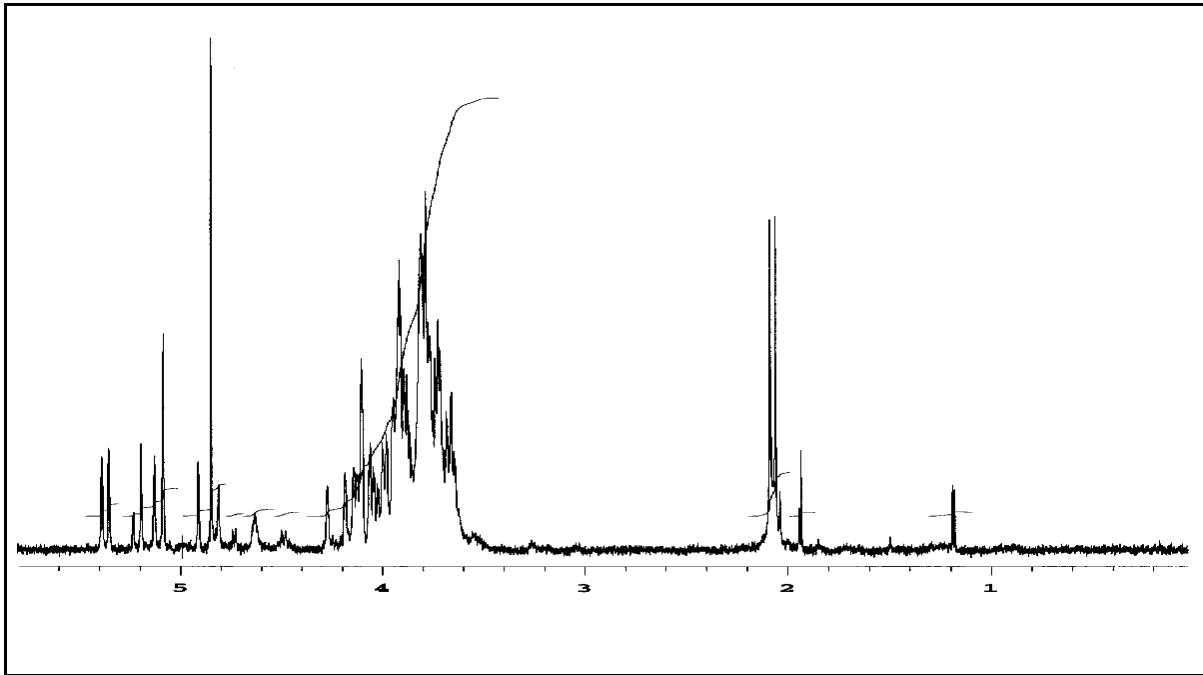


Figure 2 : 500 MHz ¹H-NMR of MAN-8 Glycan (Cat. No.CN-MAN8-10U, Lot No. A614-01)