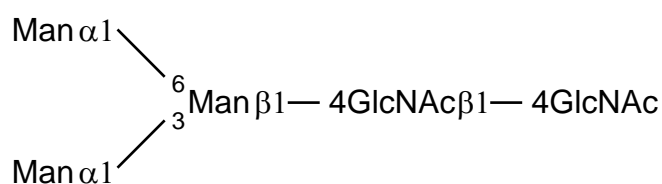




## M3N2 Glycan

Cat. No. CN-M3N2-x (where x denotes pack size)

### Structure



**Synonyms :** M3N2 N-linked oligosaccharide.

**Description:** Pentasaccharide core complex-type N-glycan (oligosaccharide).

**Sources :** M3N2 glycan is a substructure common to most of the N-linked oligosaccharides which are widely found on glycoproteins. This product is typically purified from the oligosaccharide pool released from bovine serum by hydrazinolysis using a combination of HPLC and glycosidase digestion.

**Form:** Dry. Dried by centrifugal evaporation from an aqueous solution.

**Molecular Weight:** 911

**Purity:** > 86% pure as assessed by a combination of <sup>1</sup>H-NMR and HPAE-PAD.

**Storage:** Refrigerate (-20°C) both before and after dissolution. This product is stable for at least 5 years as supplied.

**Shipping:** The product can be shipped at ambient when dry. After dissolution, ship on dry ice.

**Handling:** Allow the unopened vial to reach ambient temperature and tap unopened on a solid surface to ensure that most of the lyophilized material is at the bottom of the vial. Gently remove the cap, add the desired volume of reconstitution medium, re-cap and mix thoroughly to bring all the oligosaccharide into solution. For maximal recovery of oligosaccharide, ensure that the cap lining is also rinsed and centrifuge the

reconstituted vial briefly before use. Ensure that any glass, plasticware or solvents used are free of glycosidases and environmental carbohydrates.

**Safety:** This product is non-hazardous and has been purified from natural sources certified to be free of all hazardous material including pathogenic biological agents.

**For research use only. Not for human or drug use**

## Related Products

<b>Ludger Cat. No.</b>	<b>Description</b>
CN-A2-x	A2 Glycan (di-sialylated parent of NA2 glycan)
CN-A1-x	A1 Glycan (mono-sialylated parent of NA2 glycan)
CN-NA2-x	NA2 Glycan (di-galactosylated parent of NGA2 glycan)
CN-NGA2-x	NGA2 Glycan (parent of M3N2 containing two GlcNAc residues)

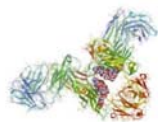
## Warranties and liabilities

Ludger warrants that the above product conforms to the attached analytical documents. Should the product fail for reasons other than through misuse Ludger will, at its option, replace free of charge or refund the purchase price. This warranty is exclusive and Ludger makes no other warrants, expressed or implied, including any implied conditions or warranties of merchantability or fitness for any particular purpose.

Ludger shall not be liable for any incidental, consequential or contingent damages.

This product is intended for *in vitro* research only.

Document # 'CN-M3N2-Guide', revision 1.3



Certificate of Analysis

M3N2 Glycan

Cat. # : CN-M3N2-10U

Lot # : A5AH-03

Size : 10 µg

**Purity:** > 86% pure as assessed by a combination of HPAE-PAD (see Fig 1) & NMR (see Fig 2).

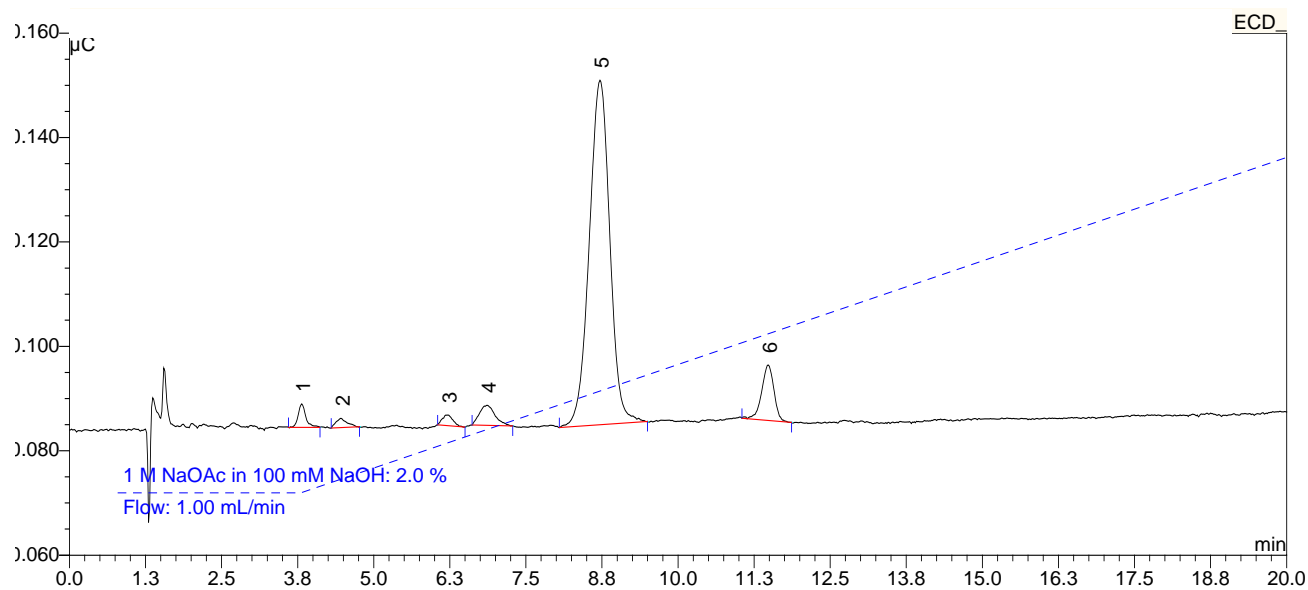


Figure 1 : HPAE-PAD Profile of M3N2 Glycan (Cat. No. CN-M3N2-10U, Lot No. A5AH-03)

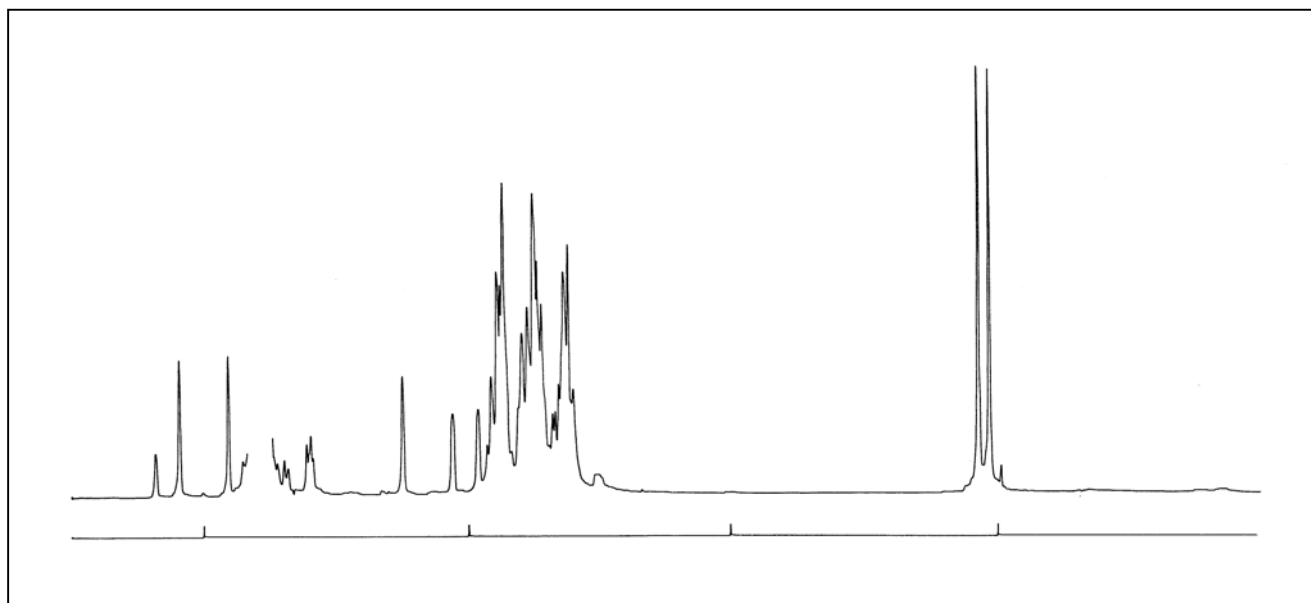


Figure 2 : 500MHz <sup>1</sup>H-NMR of M3N2 Glycan (Cat. No. CN-M3N2-10U, Lot No. A5AH-03).