



---

Product Data Sheet

*Hyaluronan binding protein(HABP) [recombinant]*


- Catalog No. : HKD-BC40                      Lot. No: \*\*
- Quantity : 200 $\mu$ L/vial ( 0.25mg/mL )
- Source : Recombinant human versican G1 domain(rHABP) expressed in *E.coli*.
- Buffer : Phosphate buffered saline pH7.4 , 10% glycerol
- Description : Versican G1 domain bind specifically to hyaluronan and doesn't bind to other glycosaminoglycan,DNA.  
Versican G1 domain can use probe for hyaluronan detection.
- Characterization: On SDS-PAGE commassie blue stained gel,the purified recombinant protein shows a band at 36.7kDa.Purity is greater than 95% by SDS-PAGE gel.
- Applications : immunohistochemistry, ELISA  
The optimal dilution for specific application should be determined by the investigator.
- Storage : Store vial at -20°C to -80°C. Avoid freeze / thaw cycles.
- References : 1. Tengblad A. A comparative study of the binding of cartilage link protein and the hyaluronate-binding region of the cartilage proteoglycan to hyaluronate-substituted Sepharose gel. Biochem J. 1981 Nov1;199 (2) :297-305.  
2. Tengblad A. Quantitative analysis of hyaluronate in nanogram amounts. Biochem J. 1980 Jan 1;185 (1) :101-5.

---

***For research and in vitro use only. Not for diagnostic or therapeutic work.***

---

Distributor

 COSMO BIO CO., LTD.  
Inspiration for Life Science  
TOYO EKIMAE BLDG. 2-20, TOYO 2CHOME  
KOTO-KU, TOKYO 135-0016, JAPAN  
TEL : +81-3-5632-9617  
FAX : +81-3-5632-9618  
URL : <http://www.cosmobio.co.jp/>  
e-mail : [export@cosmobio.co.jp](mailto:export@cosmobio.co.jp)

Manufacturer

 HOKUDO CO.,LTD  
4-28,West10,Hachiken9jyo,Nishi-ku,  
Sapporo,063-0849,JAPAN  
TEL : +81-11-641-7507  
FAX : +81-11-644-9209  
URL : <http://www.hokudo.co.jp>  
E-mail : [info@hokudo.co.jp](mailto:info@hokudo.co.jp)

Product Data Sheet

HABP (recombinant)

:Hyaluronan binding protein

- Catalog No. : BC40                      Lot.No: \*\*
- Quantity : 200µl/vial ( 0.25mg/ml )
- Source : Recombinant human versican G1 domain(rHABP) expressed in *E.coli*.
- Buffer : Phosphate buffered saline pH7.4 , 10% glycerol
- Description : Versican G1 domain bind specifically to hyaluronan and doesn't bind to other glycosaminoglycan,DNA.  
Versican G1 domain can use probe for hyaluronan detection.
- Characterization: On SDS-PAGE commassie blue stained gel,the purified recombinant protein shows a band at 36.7kDa. Purity is greater than 95% by SDS-PAGE gel.
- Applications : Immunohistochemistry, ELISA  
The optimal dilution for specific application should be determined by the investigator.
- Storage : Store vial at -20°C to -80°C. Avoid freeze / thaw cycles.
- References : 1. Tengblad A. A comparative study of the binding of cartilage link protein and the hyaluronate-binding region of the cartilage proteoglycan to hyaluronate-substituted Sepharose gel.  
Biochem J.1981Nov;199(2):297-305.  
2. Tengblad A. Quantitative analysis of hyaluronate in nanogram amounts.  
Biochem J. 1980 Jan 1;185(1):101-5.

*For research and in vitro use only. Not for diagnostic or therapeutic work.*

---

HOKUDO CO., LTD

4-28, West 10, Hachiken 9jyo, Nishi-ku, Sapporo, 064-0849, JAPAN

TEL : 81-11-641-7507    FAX : 81-11-644-9209

e-mail : [info@hokudo.co.jp](mailto:info@hokudo.co.jp)    URL : <http://www.hokudo.co.jp>

## ヒアルロン酸結合タンパク (rHABP)

コード	品名	包装	価格(税別)
BC40	HABP (recombinant) : Hyaluronan Binding Protein	50 $\mu$ g, 0.25mg/ml	*****円
BC41	Biotin-HABP (recombinant) : Biotinylated Hyaluronan Binding Protein	50 $\mu$ g, 0.25mg/ml	*****円

### 製品概要

本品は、ヒアルロン酸に特異的に結合するヒトVersican G1 domainを組換えタンパクとして大腸菌宿主により生産、精製したものです(以下略してrHABP)。他のGlycosaminoglycanやDNAには結合しないため、ヒアルロン酸を特異的に検出することができます。Biotin-HABP(recombinant)は、rHABPにビオチンを標識した製品です。

1. 構造原理 : (図1)
2. 分子量 : 36.7kDa (図2)
3. 精製方法 : refolding後にイオン交換精製
4. 保存 : 開封前は-20°C~-80°C保存、融解後長期保存する場合は小分け保存(-20°C以下)
5. 用途 : 組織染色(図3)、ELISAなど

図1. Versicanとヒアルロン酸の会合体

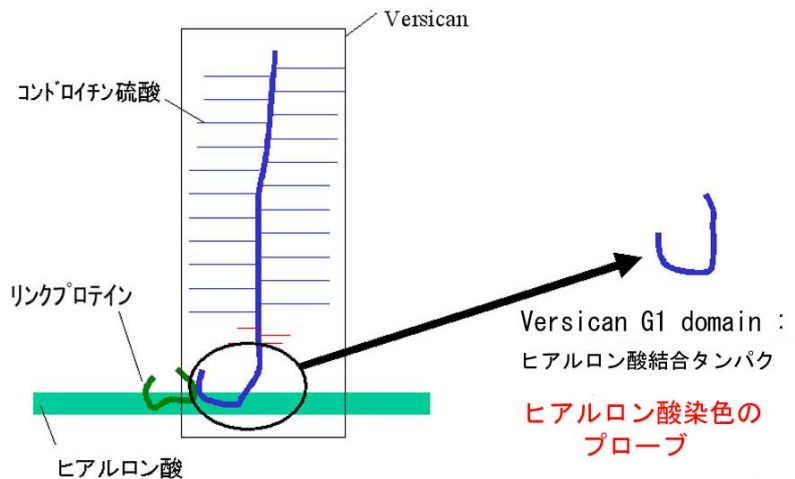


図2  
rHABPのSDS-PAGE

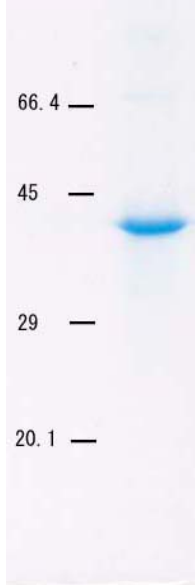
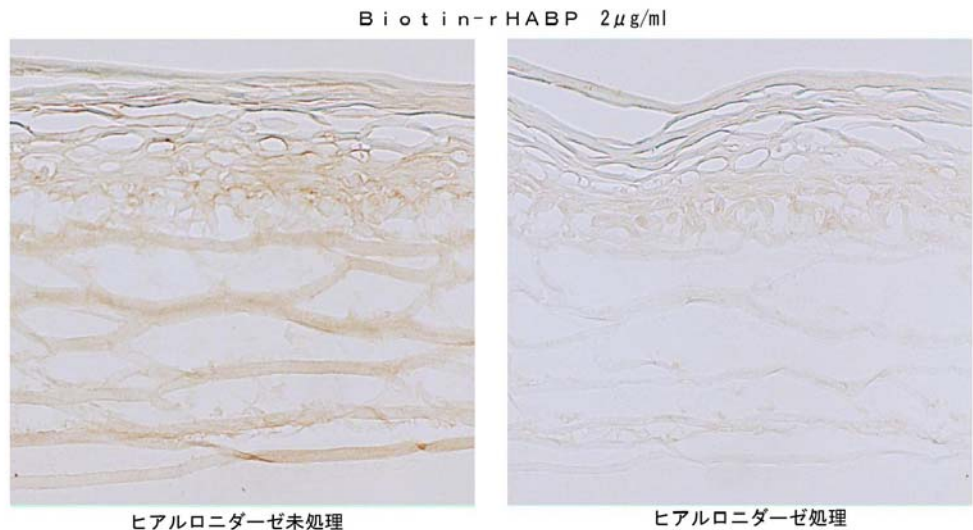


図3. ヒト皮膚三次元モデルにより組織染色例



### 参考文献

1. Tengblad A. A comparative study of the binding of cartilage link protein and the hyaluronate-binding region of the cartilage proteoglycan to hyaluronate-substituted Sepharose gel. Biochem J. 1981 Nov 1;199(2):297-305.
2. Tengblad A. Quantitative analysis of hyaluronate in nanogram amounts. Biochem J. 1980 Jan 1;185(1):101-5.

#### HOKUDO CO., LTD

4-28, West 10, Hachiken 9jyo, Nishi-ku, Sapporo, 064-0849, JAPAN  
 TEL : 81-11-641-7507 FAX : 81-11-644-9209  
 e-mail : [info@hokudo.co.jp](mailto:info@hokudo.co.jp) URL : <http://www.hokudo.co.jp>