


User guide

A Layout your network and identify the knockouts to be punched out

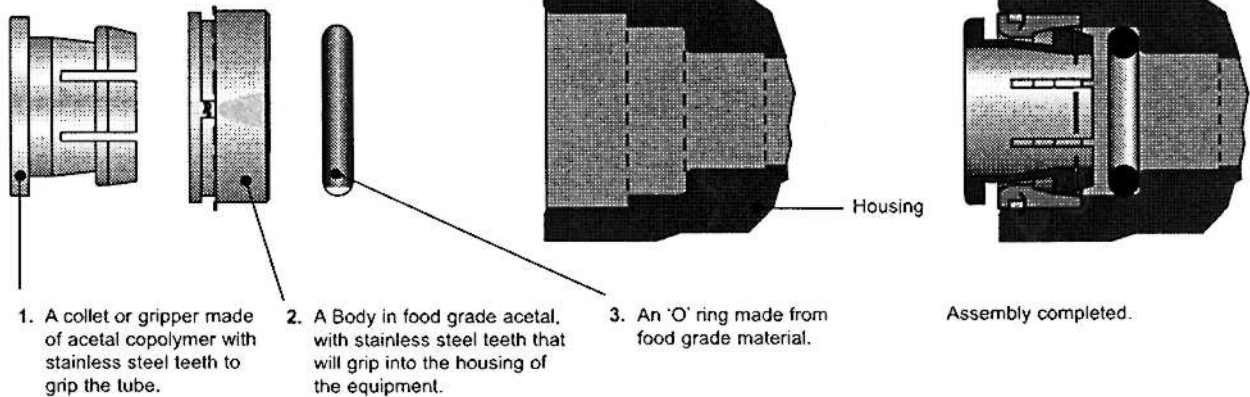


B Punch the knockouts out




C Mount the 1/2 cartridges into the knockout holes

The **John Guest** Plastic Cartridge is made up of three components:-



D Cut the tubing at the appropriate length and fit it into the cartridge




E Prepare nutrient solution from stocks



If you use FloraSeries nutrient stocks provided by Araponics, a 2000x dilution of each solution gives a good starting concentration. Nutrient replenishment and solution replacement have to be adapted to your growing conditions.

Refer to
Tocquin et al. (2003) BMC Plant Biology 2003, 3:2
<http://www.biomedcentral.com/1471-2229/3/2>
and references therein for more details and other formulations.

F Prepare 0.65% agar for filling the seedholders



1. Prepare a 0.65% agar gel with double distilled water.
2. When solid, make it mushy (a).
3. Fill the seedholders when fitted (b).
4. Sow the seeds on the top of agar.

*We wish you
successful
hydroponics
with*

 **araponics**



COSMO BIO CO., LTD.
Inspiration for Life Science