

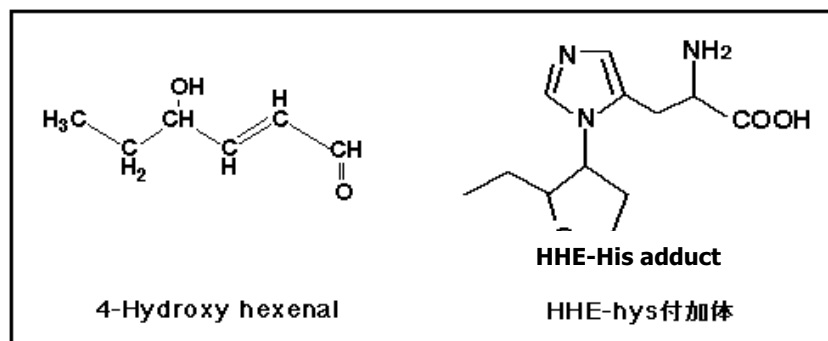


# Anti-HHE Antibody Code# NOF-N213730-EX

Ver.1

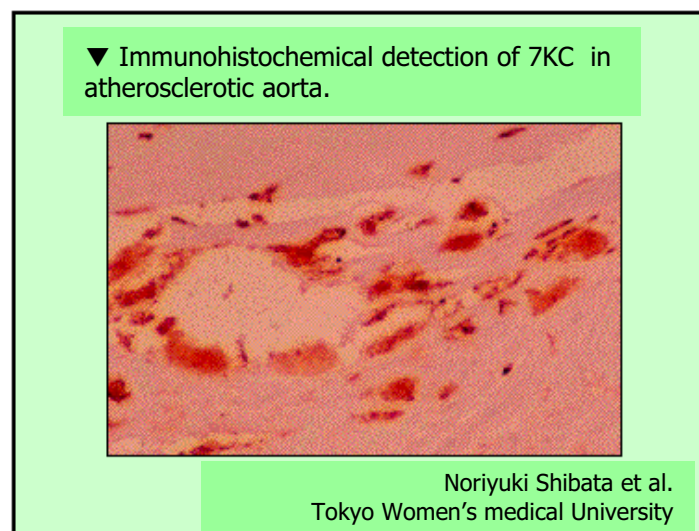
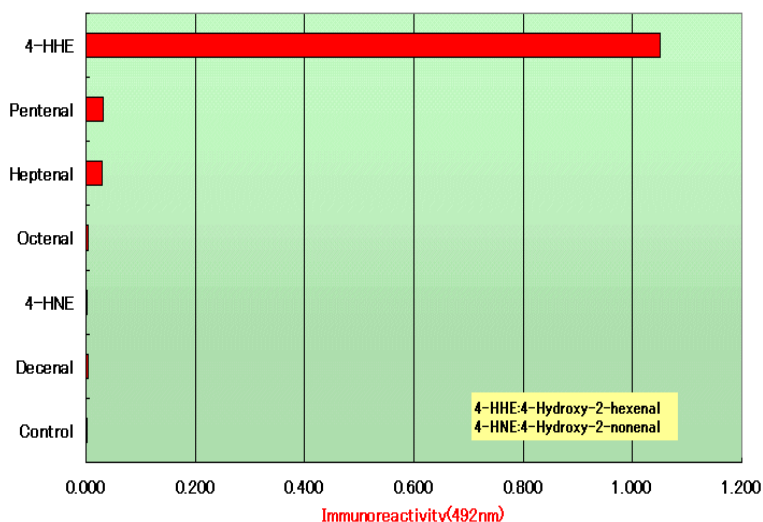
Anti-4-hydroxy-2-hexenal monoclonal antibody

**4-hydroxy-2-alkenal** is one of the major lipid peroxidation products, and shows many biological effects such as high toxicity to cells. Among them, **4-hydroxy-2-hexenal (HHE)** is an aldehyde formed during peroxidation of n-3 fatty acids such as docosahexaenoic acid. HHE is highly reactive aldehyde and reacts with histidine residue of protein to form Michael-addition type adducts. This antibody is specific for **HHE-histidine Michael adduct (HHE-His)** and enable to detect HHE-His in the tissue samples.



Antigen	: HHE-modified keyhole-lympet hemocyanine
Source	: Mouse
Purify	: Protein A
Concentration	: 100 $\mu$ g/mL
Form	: Frozen. (10mM PBS containing 0.1 %NaN3 and 0.5% BSA)
Specificity	: Specific for HHE-modified protein (especially HHE-HIs Michael adduct)
Class	: IgG
Application	: Immunohistochemistry; It is recommended that the antibody be tried at 0.5-1.0 $\mu$ g/mL on paraformaldehyde fixed tissue (Optimal working dilutions must be determined by the end user).
Storage	: Maintain at -20 $^{\circ}$ C undiluted aliquots for up to 6 months after date of receipt. For long term storage, aliquot product into individual tubes and freeze at -20 or -70 $^{\circ}$ C. Avoid repeated freeze/defrost cycles. Package &
Price	: 30ug/vial (100ug/mL) ¥50,000-

## Cross-reactivity of Anti-HHE antibody



An antibody for oxidative stress evaluation

# Anti-HHE Antibody Code# NOF-N213730-EX

Anti-4-hydroxy-2-hexenal monoclonal antibody

## References

1. S. Yamada *et al.*, *J Lipid Res.*, **45**, pp626-634, 2004
2. N. Shibata *et al.*, *Brain Res.* **1019**, pp170-177, 2004

 **NOF CORPORATION**

Distributor



**COSMO BIO Co., LTD.**

Inspiration for Life Science

TOYO 2CHOME, KOTO-KU, TOKYO, 135-0016, JAPAN

<http://www.cosmobio.co.jp>

e-mail : [export@cosmobio.co.jp](mailto:export@cosmobio.co.jp)

Phone : +81-3-5632-9617

FAX : +81-3-5632-9618