



Anti-ACR Antibody

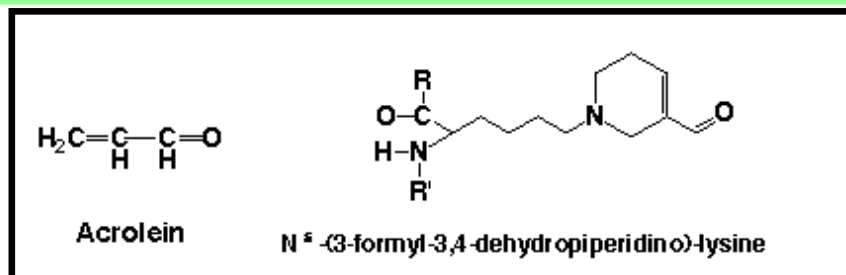
Code# NOF-N213320-EX (20 μg)

Code# NOF-N213310-EX (100 μg)

Ver.1

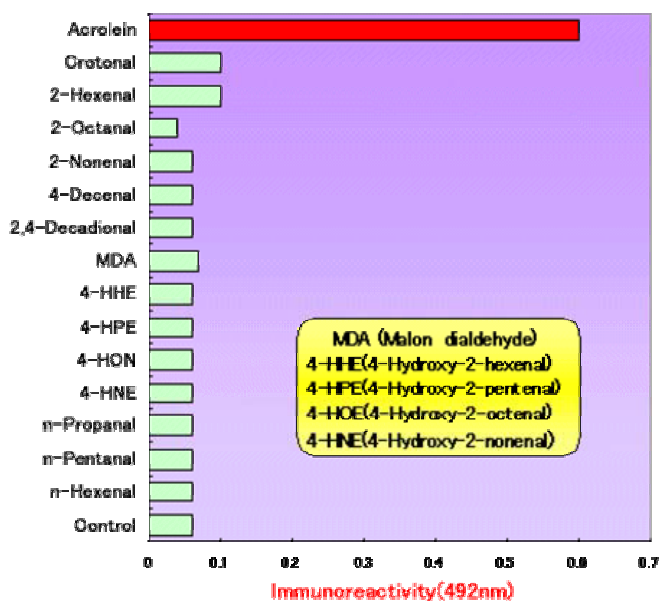
Anti-acrolein monoclonal antibody

Acrolein (ACR) is a representative carcinogenic aldehyde found ubiquitously in the environment and formed endogenously through oxidation reactions, such as lipid peroxidation and myeloperoxidase-catalyzed amino acid oxidation. ACR is highly reactive aldehyde and reacts with lysine residue in protein. The reaction with ACR and lysine residue leads to the formation of numerous numbers of adducts, such as formyl-dehydropiperidino-lysine (FDP-lysine) type derivative. This antibody is specific for the ACR-modified protein, especially FDP-lysine type derivative.

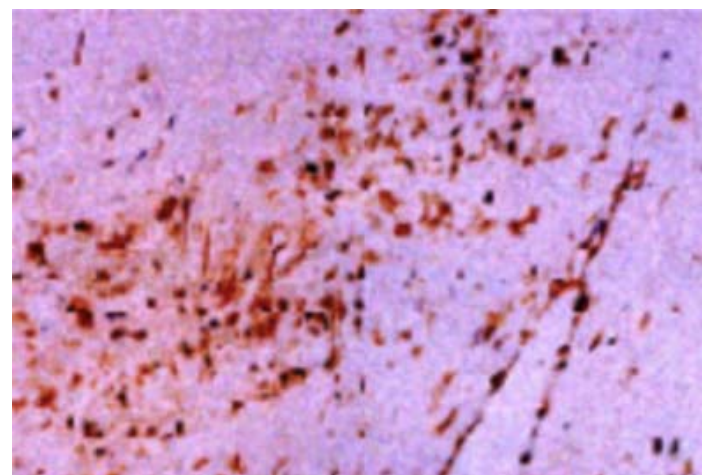


Antigen	: ACR-modified keyhole-lympet hemocyanine
Source	: Mouse
Purify	: Protein A
Concentration	: 100μg/mL
Form	: Frozen. (10mM PBS containing 0.1 %NaN3 and 0.5% BSA)
Specificity	: Specific for ACR-modified protein (especially FDP-lysine type derivative)
Class	: IgG
Application	: Immunohistochemistry; It is recommended that the antibody be tried at 0.5-1.0μg/mL on paraformaldehyde fixed tissue (Optimal working dilutions must be determined by the end user).
Storage	: Maintain at -20° C undiluted aliquots for up to 6 months after date of receipt. For long term storage, aliquot product into individual tubes and freeze at -20 or -70° C. Avoid repeated freeze/defrost cycles.
Package	: 20ug/vial (100ug/mL) ¥25,000- 100ug/vial (100ug/mL) ¥100,000-

Cross-reactivity of Anti-ACR antibody



▼ Immunohistochemical detection of FDP-lysine type derivative in atherosclerotic aorta.



Koji Uchida et al.
Nagoya University



An antibody for oxidative stress evaluation

Anti-ACR Antibody

Code# NOF-N213320-EX (20 μ g)

Code# NOF-N213310-EX (100 μ g)

References

1. A. Furuhata *et al.*, *J Biol. Chem.*, **277**(31), pp27919-27926, 2002
2. AM. Fonseca *et al.*, *Blood*, **97**(10), pp3152-3160, 2001
3. K. Satoh *et al.*, *Anal. Biochem.*, **270**(2), pp323-328, 1999
4. NY. Calingasan *et al.*, *J Neurochem.*, **72**(2), pp751-756, 1999
5. K. Uchida *et al.*, *Proc. Natl. Sci. U S A*, **95**(9), pp4882-4887, 1998

 **NOF CORPORATION**

Distributor



COSMO BIO CO., LTD.

Inspiration for Life Science

TOYO 2CHOME, KOTO-KU, TOKYO, 135-0016, JAPAN

<http://www.cosmobio.co.jp>

e-mail : export@cosmobio.co.jp

Phone : +81-3-5632-9617

FAX : +81-3-5632-9618