



COSMO BIO CO., LTD.
Inspiration for Life Science

Cosmo Bio Co., Ltd

TOYO EKIMAE BLDG, 2-20, TOYO 2CHOME,
KOTO-KU, TOKYO 135-0016, JAPAN
TEL : +81-3-5632-9617
FAX : +81-3-5632-9618
URL : <http://www.cosmobio.co.jp/>
e-mail : export@cosmobio.co.jp

国内連絡先
TEL : 03-5632-9610
FAX : 03-5632-9619

Catalog No. **CBX00587**

Mouse monoclonal antibody

Anti-Human HDLBP

■ Formulation

Mouse monoclonal anti-human **HDLBP** antibody in PBS (3.0 mM KCl, 1.5 mM KH_2PO_4 , 140 mM NaCl, 8.0 mM Na_2HPO_4 (pH 7.4)) containing 1% bovine serum albumin (BSA) and 0.05% sodium azide (NaN_3).

■ Antibody concentration

100 $\mu\text{g}/\text{ml}$ (1.0 ml)

■ Storage

Store at 2-8°C for up to one year.
We recommend storing at -20°C for long-term storage.
Avoid repeat freezing and thawing cycles.

■ Preparation

This antibody was purified using protein G column chromatography from culture supernatant of hybridoma cultured in a medium containing bovine IgG-depleted (approximately 95%) fetal bovine serum.

■ Sterility

Filtered through a 0.22 μm membrane.

■ Applications

WB, IC, Dot Blot

■ Disposal

This antibody solution contains sodium azide (NaN_3) as a preservative. There is a potential hazard that NaN_3 reacts with copper or lead to produce an explosive compound. For safe disposal, the vial has to be washed thoroughly with water.

■ Safety warnings and precautions


Caution must be taken to avoid contact with skin or eyes. In such a case, rinse thoroughly at once with water. Do not ingest, inhale, or swallow. Seek medical attention immediately.
Wear appropriate protective clothing such as laboratory overalls, safety glasses and gloves.
It is strongly advised that this product should be handled by people who have been well trained in laboratory techniques and that it is handled with care pursuant to the principles of good laboratory practice. All chemicals are deemed potentially harmful.
The vial is prone to fall over. Use caution, especially when the lid is off.

Lot No. **2404C3a-1**

Clone No. **2404C3a**

Antibody class : **IgG1**

Immunogen : **Recombinant**



FOR RESEARCH USE ONLY, NOT FOR USE IN DIAGNOSTIC PROCEDURES.

manufactured by BMR



Catalog No. **CBX00587**

Mouse monoclonal antibody

Anti-Human HDLBP

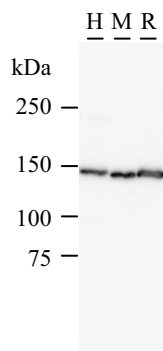
■ Background

High density lipoprotein-binding protein, also known as vigilin, is a 110-kD protein that specifically binds HDL molecules and may function in the removal of excess cellular cholesterol.[supplied by OMIM] [NCBI Entrez Gene Summary]

■ Recommended condition

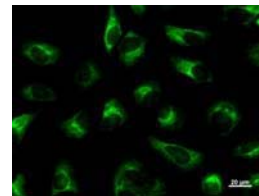
WB: 0.2-2 $\mu\text{g/ml}$ IC: 2-100 $\mu\text{g/ml}$

■ Application



Detection of HDLBP by Western blot.
Samples: Whole cell lysate from human HEK293 (H, 25 μg), mouse NIH3T3 (M, 25 μg) and rat F2408 (R, 25 μg) cells. [Lot No. 2404C3a-1]

Predicted molecular weight: 141 kDa



Immunostaining analysis in HeLa cells. HeLa cells were fixed with 4% paraformaldehyde and permeabilized with 0.1% Triton X-100 in PBS. The cells were immunostained with anti-HDLBP mAb. [Lot No. 2404C3a-1]