



COSMO BIO CO., LTD.  
Inspiration for Life Science

## Cosmo Bio Co., Ltd

TOYO EKIMAE BLDG, 2-20, TOYO 2CHOME,  
KOTO-KU, TOKYO 135-0016, JAPAN  
TEL : +81-3-5632-9617  
FAX : +81-3-5632-9618  
URL : <http://www.cosmobio.co.jp/>  
e-mail : [export@cosmobio.co.jp](mailto:export@cosmobio.co.jp)

国内連絡先  
TEL : 03-5632-9610  
FAX : 03-5632-9619

## Catalog No. CBX00392

Mouse monoclonal antibody

Anti-Human DNMT3B

### ■ Formulation

Mouse monoclonal anti-human **DNMT3B** antibody in PBS (3.0 mM KCl, 1.5 mM  $\text{KH}_2\text{PO}_4$ , 140 mM NaCl, 8.0 mM  $\text{Na}_2\text{HPO}_4$  (pH 7.4)) containing 1% bovine serum albumin (BSA) and 0.05% sodium azide ( $\text{NaN}_3$ ).

### ■ Antibody concentration

100  $\mu\text{g}/\text{ml}$  (1.0 ml)

### ■ Storage

Store at 2-8°C for up to one year.  
We recommend storing at -20°C for long-term storage.  
Avoid repeat freezing and thawing cycles.

### ■ Preparation

This antibody was purified using protein G column chromatography from culture supernatant of hybridoma cultured in a medium containing bovine IgG-depleted (approximately 95%) fetal bovine serum.

### ■ Sterility

Filtered through a 0.22  $\mu\text{m}$  membrane.

### ■ Applications

WB, IC, Dot Blot, FC

### ■ Disposal

This antibody solution contains sodium azide ( $\text{NaN}_3$ ) as a preservative. There is a potential hazard that  $\text{NaN}_3$  reacts with copper or lead to produce an explosive compound. For safe disposal, the vial has to be washed thoroughly with water.

### ■ Safety warnings and precautions

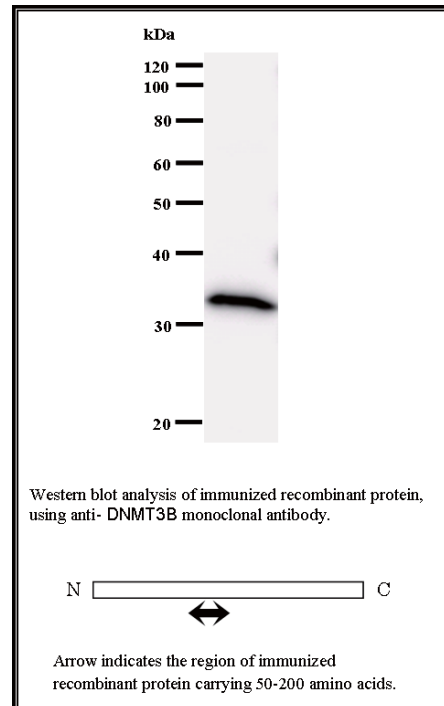
Caution must be taken to avoid contact with skin or eyes. In such a case, rinse thoroughly at once with water. Do not ingest, inhale, or swallow. Seek medical attention immediately.  
Wear appropriate protective clothing such as laboratory overalls, safety glasses and gloves.  
It is strongly advised that this product should be handled by people who have been well trained in laboratory techniques and that it is handled with care pursuant to the principles of good laboratory practice. All chemicals are deemed potentially harmful.  
The vial is prone to fall over. Use caution, especially when the lid is off.

Lot No. **2280C3a-1**

Clone No. **2280C3a**

Antibody class : **IgG2b**

Immunogen : **Recombinant**



FOR RESEARCH USE ONLY, NOT FOR USE IN DIAGNOSTIC PROCEDURES.

manufactured by BMR



Catalog No. **CBX00392**

Mouse monoclonal antibody

**Anti-Human DNMT3B**

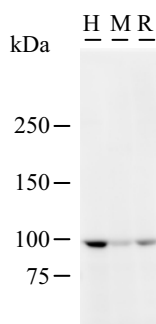
### Background

CpG methylation is an epigenetic modification that is important for embryonic development, imprinting, and X-chromosome inactivation. Studies in mice have demonstrated that DNA methylation is required for mammalian development. This gene encodes a DNA methyltransferase which is thought to function in de novo methylation, rather than maintenance methylation. The protein localizes primarily to the nucleus and its expression is developmentally regulated. Mutations in this gene cause the immunodeficiency-centromeric instability-facial anomalies (ICF) syndrome. Six alternatively spliced transcript variants have been described. The full length sequences of variants 4 and 5 have not been determined. [NCBI Entrez Gene Summary]

### Recommended condition

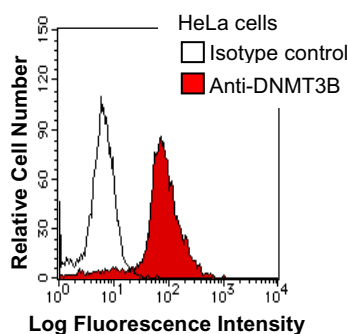
WB: 0.2-2 µg/ml    FC: 0.5-2 µg/sample    IC: 2-100 µg/ml

### Application

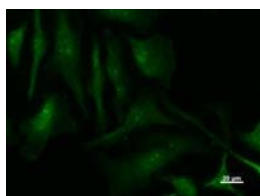


Detection of DNMT3B by Western blot.  
Samples: Whole cell lysate from human HeLa (H, 50 µg), mouse NIH3T3 (M, 50 µg) and rat F2408 (R, 50 µg) cells. [Lot No. 2280C3a-1]

Predicted molecular weight: 95 kDa



HeLa cells were fixed in 2% paraformaldehyde/PBS and then permeabilized in 90% methanol. Cells were stained with anti-DNMT3B mAb (shaded) or isotype control (unshaded) followed by Alexa Fluor® 488-conjugated goat anti-mouse IgG. [Lot No. 2280C3a-1]



Immunostaining analysis in HeLa cells. HeLa cells were fixed with 4% paraformaldehyde and permeabilized with 0.1% Triton X-100 in PBS. The cells were immunostained with anti-DNMT3B mAb. [Lot No. 2280C3a-1]