



COSMO BIO Co., LTD.
Inspiration for Life Science

Cosmo Bio Co., Ltd

TOYO EKIMAE BLDG, 2-20, TOYO 2CHOME,
KOTO-KU, TOKYO 135-0016, JAPAN
TEL : +81-3-5632-9617
FAX : +81-3-5632-9618
URL : <http://www.cosmobio.co.jp/>
e-mail : export@cosmobio.co.jp

国内連絡先
TEL : 03-5632-9610
FAX : 03-5632-9619

Catalog No. CBX00353

Mouse monoclonal antibody

Anti-Human TAF6

■ Formulation

Mouse monoclonal anti-human **TAF6** antibody in PBS (3.0 mM KCl, 1.5 mM KH₂PO₄, 140 mM NaCl, 8.0 mM Na₂HPO₄ (pH 7.4)) containing 1% bovine serum albumin (BSA) and 0.05% sodium azide (NaN₃).

■ Antibody concentration

100 µg/ml

■ Storage

Store at 2-8°C for up to one year.
We recommend storing at -20°C for long-term storage.
Avoid repeat freezing and thawing cycles.

■ Preparation

This antibody was purified using protein G column chromatography from culture supernatant of hybridoma cultured in a medium containing bovine IgG-depleted (approximately 95%) fetal bovine serum.

■ Sterility

0.22 µm membrane

■ Applications

WB, IP, IC, Dot Blot

■ Disposal

This antibody solution contains sodium azide (NaN₃) as a preservative. There is a potential hazard that NaN₃ reacts with copper or lead to produce an explosive compound. For safe disposal, the vial has to be washed thoroughly with water.

■ Safety warnings and precautions


Caution must be taken to avoid contact with skin or eyes. In such a case, rinse thoroughly at once with water. Do not ingest, inhale, or swallow. Seek medical attention immediately.
Wear appropriate protective clothing such as laboratory overalls, safety glasses and gloves.
It is strongly advised that this product should be handled by people who have been well trained in laboratory techniques and that it is handled with care pursuant to the principles of good laboratory practice. All chemicals are deemed potentially harmful.
The vial is prone to fall over. Use caution, especially when the lid is off.

Lot No. **585D4a-1**

Clone No. **585D4a**

Antibody class : **IgG1**

Immunogen : **Recombinant**



FOR RESEARCH USE ONLY, NOT FOR USE IN DIAGNOSTIC PROCEDURES.

manufactured by BMR



Catalog No. **CBX00353**

Mouse monoclonal antibody

Anti-Human TAF6

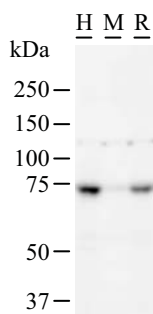
Background

Initiation of transcription by RNA polymerase II requires the activities of more than 70 polypeptides. The protein that coordinates these activities is transcription factor IID (TFIID), which binds to the core promoter to position the polymerase properly, serves as the scaffold for assembly of the remainder of the transcription complex, and acts as a channel for regulatory signals. TFIID is composed of the TATA-binding protein (TBP) and a group of evolutionarily conserved proteins known as TBP-associated factors or TAFs. TAFs may participate in basal transcription, serve as coactivators, function in promoter recognition or modify general transcription factors (GTFs) to facilitate complex assembly and transcription initiation. This gene encodes one of the smaller subunits of TFIID that binds weakly to TBP but strongly to TAF1, the largest subunit of TFIID. Four isoforms have been identified but complete transcripts have been determined for only three isoforms. One of the isoforms has been shown to preclude binding of one of the other TFIID subunits, thereby reducing transcription and initiating signals that trigger apoptosis. [NCBI Entrez Gene Summary]

Recommended condition

WB: 0.2-2 µg/ml IP: 100-500 µg/sample ICC: 2-100 µg/ml

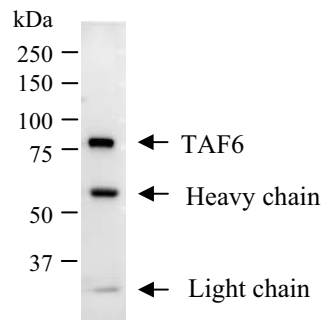
Application



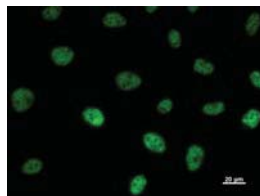
Detection of TAF6 by Western blot.

Samples: Whole cell lysate from human HeLa (H, 50 µg), mouse NIH3T3 (M, 50 µg) and rat F2408 (R, 50 µg) cells. [Lot No. 585D4a-1]

Predicted molecular weight: 72 kDa



Immunoprecipitation: RIPA lysate of HeLa cells was incubated with anti-TAF6 mAb. [Lot No. 585D4a-1]



Immunostaining analysis in HeLa cells. HeLa cells were fixed with 4% paraformaldehyde and permeabilized with 0.1% Triton X-100 in PBS. The cells were immunostained with anti-TAF6 mAb. [Lot No. 585D4a-1]