



Code No. KAL-KM019-EX

For research use only

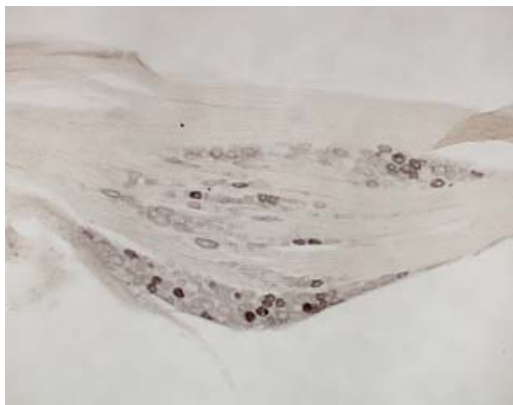
multiple pain-producing stimuli
**Anti Rat Vanilloid Receptor-like Protein 1 (VRL-1)
Polyclonal Antibody**

Vanilloid receptor-like protein 1 (VRL-1) gene is isolated as a homologue of vanilloid receptor (VR-1). VRL-1 is supposed to be an ion channel which has 6 transmembrane regions. And it's obvious that VRL-1 is activated by heat more than 50°C, not by vanilloids (capsaicin and RTX) or protons.

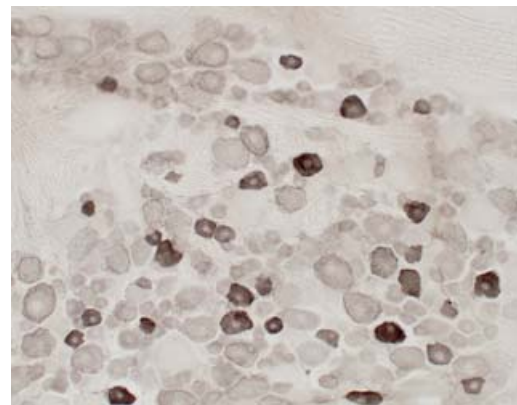
It is thought that myelinated A δ fiber have heat sensitivity neuron with temperature threshold of 52 °C. VRL-1 is proved to exist in myelinated A δ fiber by immunohistochemistry.

This polyclonal antibody is specific for VRL-1 of rat, and has been proved to be useful for the immunohistochemistry.

Package Size	5 μ g (50 μ L/vial)
Format	Rabbit polyclonal antibody purified by antigen G affinity chromatography.
Buffer	1%BSA-PBS as a stabilizer, containing 0.1% Proclin as a bacteriostat
Storage	Store below -20°C
	Once thawed, store at 4°C. Repeated freeze-thaw cycles should be avoided
Purification method	This antibody was purified from rabbit serum by Protein G affinity chromatography.
Working dilution for immunohistochemistry:	0.1 μ g/mL;



dorsal root ganglion (DRG) of lumbar region
(normal rat), 30 μ m of thickness
Hukuoka, T.
Second Department of Anatomy, Hyogo college
of medicine, Hyogo, Japan



dorsal root ganglion (DRG) of lumbar region
(normal rat), 30 μ m of thickness
Hukuoka, T.
Second Department of Anatomy, Hyogo college
of medicine, Hyogo, Japan

Preparation of antibodies and instruction
Tominaga, M.
Department of Physiology, Faculty of Medicine,
Mie University, Japan

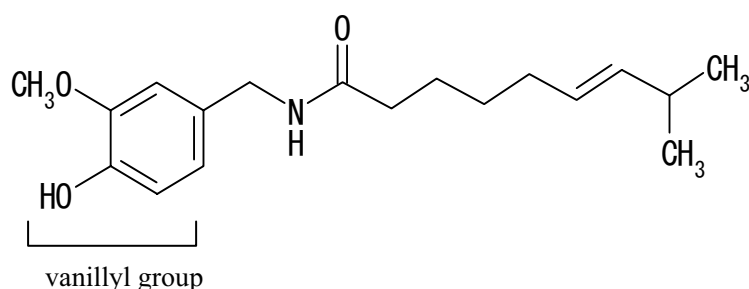


Anti Rat Vanilloid Receptor-like Protein 1 (VRL-1) Polyclonal Antibody

【References】

- 1 Tominaga M, & Julius D (2000): capsaicin receptor in the pain pathway. *Jpn J Pharmacol* 83(1): 20-24
- 2 Tominaga M, Caterina MJ, Malmberg AB, Rosan TA, Gilbert H, Skinner K, Raumann BE, Basbaum AI, & Julius D (1998): The cloned capsaicin receptor integrates multiple pain-producing stimuli. *Neuron* 21(3): 531-543
- 3 Davis JB, Gray J, Gunthorpe MJ, Hatcher JP, Davey PT, Overend P, Harries MH, Latcham J, Clapham C, Atkinson K, Hughes SA, Rance K, Grau E, Harper AJ, Pugh PL, Rogers DC, Bingham S, Randall A, & Sheardown SA (2000): Vanilloid receptor-1 is essential for inflammatory thermal hyperalgesia. *Nature* 405(6783): 183-187
- 4 Hwang SW, Cho H, Kwak J, Lee SY, Kang CJ, Jung J, Cho S, Min KH, Suh YG, Kim D, & Oh U (2000): Direct activation of capsaicin receptors by products of lipoxygenases: endogenous capsaicin-like substances. *Proc Natl Acad Sci USA* 97(11): 6155-6160
- 5 Caterina MJ, Rosen TA, Tominaga M, Brake AJ, & Julius D (1999): A capsaicin-receptor homologue with a high threshold for noxious heat. *Nature* 398(6726): 436-441

Chemical structure of capsaicin



Distributor



COSMO BIO Co., LTD.
Inspiration for Life Science

TOYO EKIMAE BLDG. 2-20, TOYO 2CHOME
KOTO-KU, TOKYO 135-0016, JAPAN
TEL : +81-3-5632-9617
FAX : +81-3-5632-9618
URL : <http://www.cosmobio.co.jp/>
e-mail : export@cosmobio.co.jp

Manufacturer



7-1-6 Minatojimmaminami-machi,
Chuo-ku, Kobe, 650-0047 JAPAN
TEL : +81-78-306-0590
FAX : +81-78-306-0589
URL : <http://www.transgenic.co.jp/>
e-mail : techstaff@transgenic.co.jp