



Code No. KAL-KM018-EX

For research use only

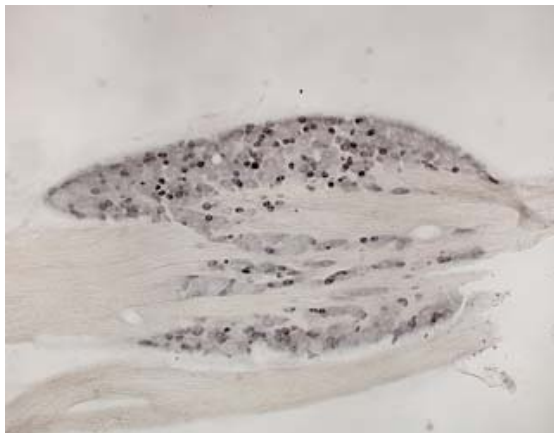
multiple pain-producing stimuli  
**Anti Rat Vanilloid Receptor subtype1 (VR-1)  
(capsaicin receptor) Polyclonal Antibody**

Capsaicin, a pungent ingredient of hot peppers, receptor has six transmembrane domains. It's a non-selective channel with high permeability of  $Ca^{2+}$ . Capsaicin, fat-soluble pain stimulus substance, has vanillyl group and is classified into the family of vanilloids, this receptor is named vanilloid receptor subtype 1 (VR-1).

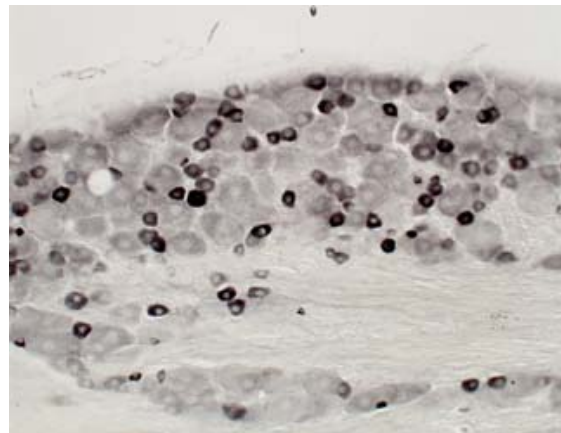
VR-1 is activated not only by capsaicin but also by heat (over 43°C) or proton, and is found in the study of pain reception or transmission of stimuli.

This polyclonal antibody is specific for VR-1 of rat, and has been proved to be useful for the immunohistochemistry.

Package Size	5 $\mu$ g (50 $\mu$ L/vial)
Format	Rabbit polyclonal antibody purified by antigen G affinity chromatography.
Buffer	1%BSA as a stabilizer, containing 0.1% Proclin as a bacteriostat
Storage	Store below $-20^{\circ}C$
	Once thawed, store at $4^{\circ}C$ . Repeated freeze-thaw cycles should be avoided
Purification method	This antibody was purified from rabbit serum by Protein G affinity chromatography.
Working dilution for immunohistochemistry:	0.1 $\mu$ g/mL;



dorsal root ganglion (DRG) of lumbar region  
(normal rat), 30  $\mu$ m of thickness  
Fukuoka, T.  
Second Department of Anatomy, Hyogo college  
of medicine, Hyogo, Japan



dorsal root ganglion (DRG) of lumbar region  
(normal rat), 30  $\mu$ m of thickness  
Fukuoka, T.  
Second Department of Anatomy, Hyogo college  
of medicine, Hyogo, Japan

Preparation of antibodies and instruction  
Tominaga, M.  
Department of Physiology, Faculty of Medicine,  
Mie University, Japan

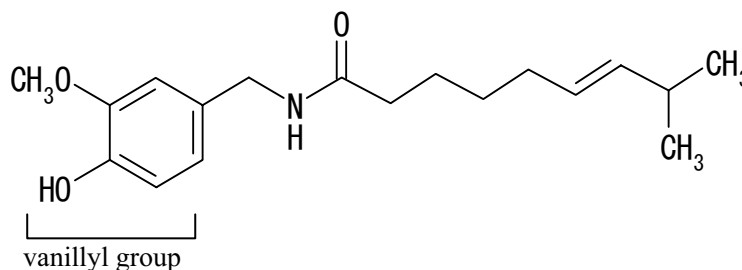


## Anti Rat Vanilloid Receptor subtype1 (VR-1) (capsaisin receptor) Polyclonal Antibody

### 【References】

- 1 Tominaga M, & Julius D (2000): capsaicin receptor in the pain pathway. *Jpn J Pharmacol* 83(1): 20-24
- 2 Tominaga M, Caterina MJ, Malmberg AB, Rosan TA, Gilbert H, Skinner K, Raumann BE, Basbaum AI, & Julius D (1998): The cloned capsaicin receptor integrates multiple pain-producing stimuli. *Neuron* 21(3): 531-543
- 3 Davis JB, Gray J, Gunthorpe MJ, Hatcher JP, Davey PT, Overend P, Harries MH, Latcham J, Clapham C, Atkinson K, Hughes SA, Rance K, Grau E, Harper AJ, Pugh PL, Rogers DC, Bingham S, Randall A, & Sheardown SA (2000): Vanilloid receptor-1 is essential for inflammatory thermal hyperalgesia. *Nature* 405(6783): 183-187
- 4 Hwang SW, Cho H, Kwak J, Lee SY, Kang CJ, Jung J, Cho S, Min KH, Suh YG, Kim D, & Oh U (2000): Direct activation of capsaicin receptors by products of lipoxygenases: endogenous capsaicin-like substances. *Proc Natl Acad Sci USA* 97(11): 6155-6160

Chemical structure of capsaicin



### Distributor



COSMO BIO Co., LTD.  
Inspiration for Life Science

TOYO EKIMAE BLDG. 2-20, TOYO 2CHOME  
KOTO-KU, TOKYO 135-0016, JAPAN  
TEL : +81-3-5632-9617  
FAX : +81-3-5632-9618  
URL : <http://www.cosmobio.co.jp/>  
e-mail : [export@cosmobio.co.jp](mailto:export@cosmobio.co.jp)

### Manufacturer

TransGenic Inc.

7-1-6 Minatojimmaminami-machi,  
Chuo-ku, Kobe, 650-0047 JAPAN  
TEL : +81-78-306-0590  
FAX : +81-78-306-0589  
URL : <http://www.transgenic.co.jp/>  
e-mail : [techstaff@transgenic.co.jp](mailto:techstaff@transgenic.co.jp)