COSMO BIO CO., LTD.
Inspiration for Life Science

KAL-KB561 For research use only

Anti Human GOSR2 Polyclonal Antibody

Code No.	KB561
Terget	GOSR2
Category	Transporter
Gene ID	9570
Primary Source	HGNC:4431
Synonyms	Bos1; GS27; GOSR2
Type	Polyclonal Antibody
Immunogen	Recombinant protein of full length Human GOSR2
Raised in	Mouse
Myeloma	-
Clone number	-
Purification	Protein A purified
Source	Mouse Serum
Isotype	-
Cross Reactivity	-
Label	Unlabeled
Concentration	0.5 mg/mL
Contents (Volume)	50 µg
Buffer	PBS, pH 7.2
Storage	Store at - 20 ℃ long term, store at 4 ℃ short term. Avoid repeated freeze-thaw cycles.
Application	WB,IF

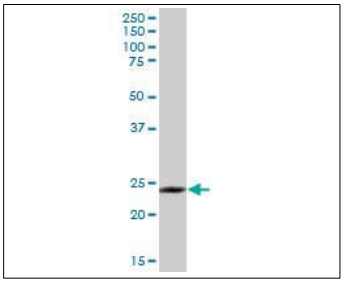

[WB] human stomach tissue lysate

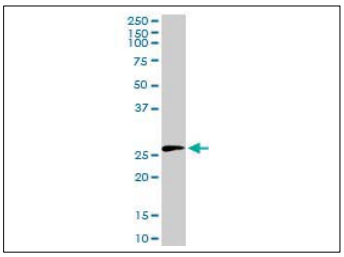

[WB] GOSR2 transfected 293T cell lysate

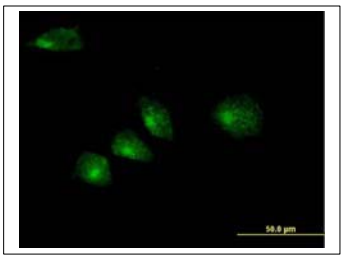
[IF] HeLa cell

ELISA	WB	IHC	ICC
-	1.0	-	-
IP	**FCM**	**IF**	**Neutralization**
-	-	10	-

(µg/mL)

Reference

1. Lowe S.L., et al. "A SNARE involved in protein transport through the Golgi apparatus." Nature 389:881-884(1997)
2. Bui T.D., et al. "cDNA characterization and chromosomal mapping of human Golgi SNARE GS27 and GS28 to chromosome 17." Genomics 57:285-288(1999)
3. The MGC Project Team. "The status, quality, and expansion of the NIH full-length cDNA project: the Mammalian Gene Collection (MGC)." Genome Res. 14:2121-2127(2004)

UniPlot Summary

//Function: Involved in transport of proteins from the cis/medial-Golgi to the trans-Golgi network.
//Subcellular location: Golgi apparatus membrane; Single-pass type IV membrane protein.
//Sequence similarities: Belongs to the GOSR2 family.

Manufactured by TransGenic Inc.

COSMO BIO CO., LTD.
Inspiration for Life Science
TOYO 2CHOME, KOTO-KU, TOKYO, 135-0016, JAPAN
http://www.cosmobio.co.jp e-mail : export@cosmobio.co.jp
Phone : +81-3-5632-9617 FAX : +81-3-5632-9618