



COSMO BIO CO., LTD.
Inspiration for Life Science

Cosmo Bio Co., Ltd

TOYO EKIMAE BLDG, 2-20, TOYO 2CHOME,
KOTO-KU, TOKYO 135-0016, JAPAN
TEL : +81-3-5632-9617
FAX : +81-3-5632-9618
URL : <http://www.cosmobio.co.jp/>
e-mail : export@cosmobio.co.jp

国内連絡先
TEL : 03-5632-9610
FAX : 03-5632-9619

Catalog No. CBX00550

Mouse monoclonal antibody

Anti-Human SOX12

■ Formulation

Mouse monoclonal anti-human **SOX12** antibody
in PBS (3.0 mM KCl, 1.5 mM KH_2PO_4 ,
140 mM NaCl, 8.0 mM Na_2HPO_4 (pH 7.4))
containing 1% bovine serum albumin (BSA)
and 0.05% sodium azide (NaN_3).

■ Antibody concentration

100 $\mu\text{g}/\text{ml}$ (1.0 ml)

■ Storage

Store at 2-8°C for up to one year.
We recommend storing at -20°C for long-term storage.
Avoid repeat freezing and thawing cycles.

■ Preparation

This antibody was purified using protein G column
chromatography from culture supernatant of hybridoma
cultured in a medium containing bovine IgG-depleted
(approximately 95%) fetal bovine serum.

■ Sterility

Filtered through a 0.22 μm membrane.

■ Applications

WB, IC, Dot Blot

■ Disposal

This antibody solution contains sodium azide (NaN_3)
as a preservative. There is a potential hazard that
 NaN_3 reacts with copper or lead to produce an expl-
osive compound. For safe disposal, the vial has to
be washed thoroughly with water.

■ Safety warnings and precautions

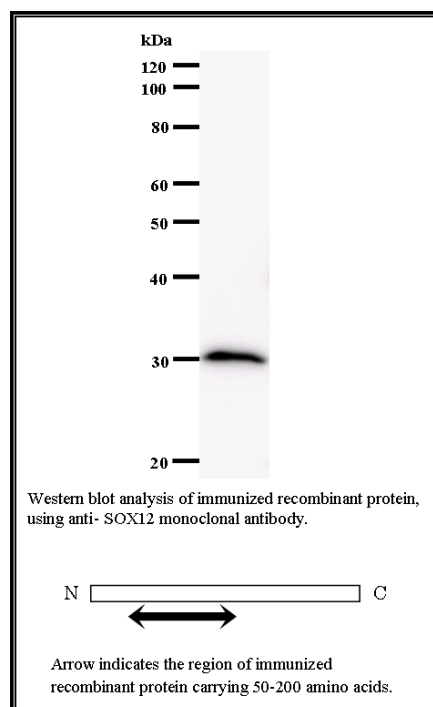
Caution must be taken to avoid contact with skin or eyes. In such a case, rinse thoroughly at once with water.
Do not ingest, inhale, or swallow. Seek medical attention immediately.
Wear appropriate protective clothing such as laboratory overalls, safety glasses and gloves.
It is strongly advised that this product should be handled by people who have been well trained in
laboratory techniques and that it is handled with care pursuant to the principles of good laboratory practice.
All chemicals are deemed potentially harmful.
The vial is prone to fall over. Use caution, especially when the lid is off.

Lot No. **86C2a-1**

Clone No. **86C2a**

Antibody class : **IgG2a**

Immunogen : Recombinant



FOR RESEARCH USE ONLY, NOT FOR USE IN DIAGNOSTIC PROCEDURES.

manufactured by BMR



Catalog No. CBX00550

Mouse monoclonal antibody

Anti-Human SOX12


■ Background

Members of the SOX family of transcription factors are characterized by the presence of a DNA-binding high mobility group (HMG) domain, homologous to the HMG box of sex-determining region Y (SRY). Forming a subgroup of the HMG domain superfamily, SOX proteins have been implicated in cell fate decisions in a diverse range of developmental processes. SOX transcription factors have diverse tissue-specific expression patterns during early development and have been proposed to act as target-specific transcription factors and/or as chromatin structure regulatory elements. The protein encoded by this gene was identified as a SOX family member based on conserved domains and its expression in various tissues suggests a role in both differentiation and maintenance of several cell types. [NCBI Entrez Gene Summary]

■ Recommended condition

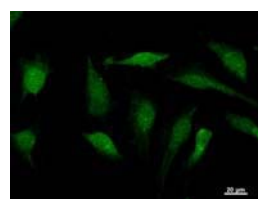
WB: 0.2-2 µg/ml IC: 2-100 µg/ml

■ Application



Detection of human SOX12 by Western blot.
Samples: Whole cell lysate (25 µg) from HT-1080 cells.
[Lot No. 86C2a-1]

Predicted molecular weight: 34 kDa



Immunostaining analysis in HeLa cells. HeLa cells were fixed with 4% paraformaldehyde and permeabilized with 0.1% Triton X-100 in PBS. The cells were immunostained with anti-SOX12 mAb. [Lot No. 86C2a-1]