



COSMO BIO CO., LTD.
Inspiration for Life Science

Cosmo Bio Co., Ltd

TOYO EKIMAE BLDG, 2-20, TOYO 2CHOME,
KOTO-KU, TOKYO 135-0016, JAPAN
TEL : +81-3-5632-9617
FAX : +81-3-5632-9618
URL : <http://www.cosmobio.co.jp/>
e-mail : export@cosmobio.co.jp

国内連絡先

TEL : 03-5632-9610
FAX : 03-5632-9619

Catalog No. CBX00436

Mouse monoclonal antibody

Anti-Human **DDX3X**

■ Formulation

Mouse monoclonal anti-human **DDX3X** antibody
in PBS (3.0 mM KCl, 1.5 mM KH_2PO_4 ,
140 mM NaCl, 8.0 mM Na_2HPO_4 (pH 7.4))
containing 1% bovine serum albumin (BSA)
and 0.05% sodium azide (NaN_3).

■ Antibody concentration

100 $\mu\text{g}/\text{ml}$ (1.0 ml)

■ Storage

Store at 2-8°C for up to one year.
We recommend storing at -20°C for long-term storage.
Avoid repeat freezing and thawing cycles.

■ Preparation

This antibody was purified using protein G column
chromatography from culture supernatant of hybridoma
cultured in a medium containing bovine IgG-depleted
(approximately 95%) fetal bovine serum.

■ Sterility

Filtered through a 0.22 μm membrane.

■ Applications

WB, IP, IC, Dot Blot

■ Disposal

This antibody solution contains sodium azide (NaN_3)
as a preservative. There is a potential hazard that
 NaN_3 reacts with copper or lead to produce an expl-
osive compound. For safe disposal, the vial has to
be washed thoroughly with water.

■ Safety warnings and precautions

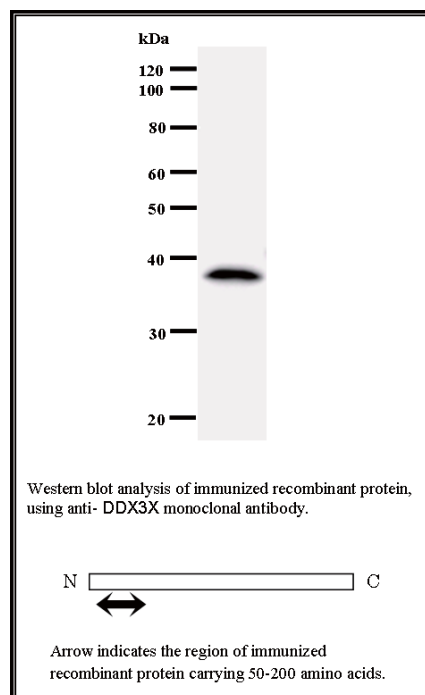
Caution must be taken to avoid contact with skin or eyes. In such a case, rinse thoroughly at once with water.
Do not ingest, inhale, or swallow. Seek medical attention immediately.
Wear appropriate protective clothing such as laboratory overalls, safety glasses and gloves.
It is strongly advised that this product should be handled by people who have been well trained in
laboratory techniques and that it is handled with care pursuant to the principles of good laboratory practice.
All chemicals are deemed potentially harmful.
The vial is prone to fall over. Use caution, especially when the lid is off.

Lot No. **2253C5a-1**

Clone No. **2253C5a**

Antibody class : **IgG1**

Immunogen : Recombinant



FOR RESEARCH USE ONLY, NOT FOR USE IN DIAGNOSTIC PROCEDURES.

manufactured by BMR

Catalog No. **CBX00436**

Mouse monoclonal antibody

Anti-Human DDX3X

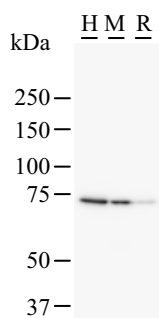
■ Background

DEAD box proteins, characterized by the conserved motif Asp-Glu-Ala-Asp (DEAD), are putative RNA helicases. They are implicated in a number of cellular processes involving alteration of RNA secondary structure such as translation initiation, nuclear and mitochondrial splicing, and ribosome and spliceosome assembly. Based on their distribution patterns, some members of this family are believed to be involved in embryogenesis, spermatogenesis, and cellular growth and division. This gene encodes a DEAD box protein, which interacts specifically with hepatitis C virus core protein resulting a change in intracellular location. This gene has a homolog located in the nonrecombining region of the Y chromosome. The protein sequence is 91% identical between this gene and the Y-linked homolog. [NCBI Entrez Gene Summary]

■ Recommended condition

WB: 0.2-2 µg/ml IP: 100-500 µg/sample IC: 2-100 µg/ml

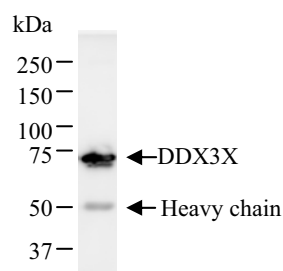
■ Application



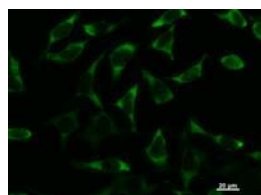
Detection of DDX3X by Western blot.

Samples: Whole cell lysate from human HeLa (H, 25 µg), mouse NIH3T3 (M, 50 µg) and rat F2408 (R, 50 µg) cells. [Lot No. 2253C5a-1]

Predicted molecular weight: 73 kDa



Immunoprecipitation: RIPA lysate of HeLa cells was incubated with anti-DDX3X mAb. [Lot No. 2253C5a-1]



Immunostaining analysis in HeLa cells. HeLa cells were fixed with 4% paraformaldehyde and permeabilized with 0.1% Triton X-100 in PBS. The cells were immunostained with anti-DDX3X mAb. [Lot No. 2253C5a-1]