



MONOCLONAL ANTIBODY

*For research use only, Not for diagnostic use.*

**Catalog No. SHI-EXO-M03**

## Anti CD81 [ Clone : 12C4]

### BACKGROUND

CD81 (TAPA-1) is a cell surface protein which belongs to the tetraspanin superfamily. CD81 is identified as a component of the B lymphocyte receptor (BCR) and as a receptor for the Hepatitis C Virus.

<b>Product type</b>	Primary antibody
<b>Immunogen</b>	Human CD81 (a.a 36-54)
<b>Raised in</b>	Mouse
<b>Myeloma</b>	-
<b>Clone number</b>	12C4
<b>Isotype</b>	IgG2a
<b>Source</b>	Culture supernatant
<b>Purification</b>	Affinity purified by Protein G
<b>Buffer</b>	Phosphate buffered saline containing 0.1% NaN <sub>3</sub> as a preservative
<b>Concentration</b>	1 mg / mL
<b>Volume</b>	50 ul
<b>Label</b>	Unlabeled
<b>Specificity</b>	Human CD81
<b>Cross reactivity</b>	Human and Bovine. Other species is not tested.
<b>Storage</b>	Store below - 40°C Aliquot to avoid cycles of freeze/thaw.


---

<b>Application notes</b>	• <b>Western blotting:</b> 1/500 - 1/2,000 (0.5 - 2ug/mL, non-reductive condition)
<b>Recommended dilutions</b>	• <b>Immunoprecipitation:</b> 1/200 – 1/1,000 (1- 5ug/mL) * Experiment example : Serum and Culture supernatant Exosome

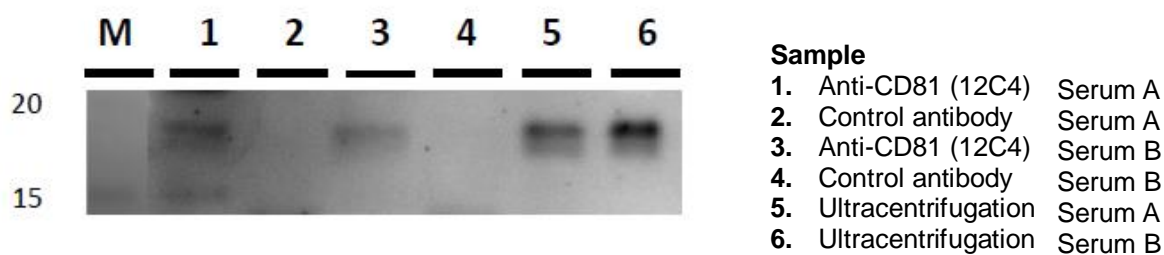
Other applications have not been tested.  
Optimal dilutions/concentrations should be determined by the end user.

<b>References</b>	-
-------------------	---

## ANTIBODY CHARACTERIZATION



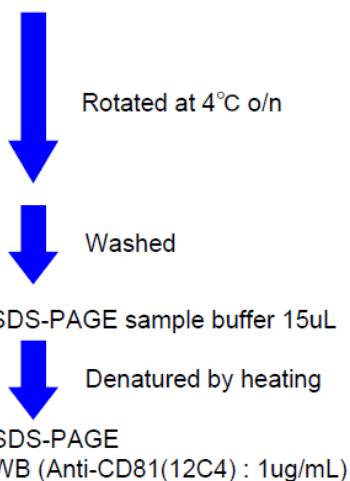
**Fig.1 Western blot** analysis of CD81 in C32 cell Exosome with anti-CD81 (12C4) antibody

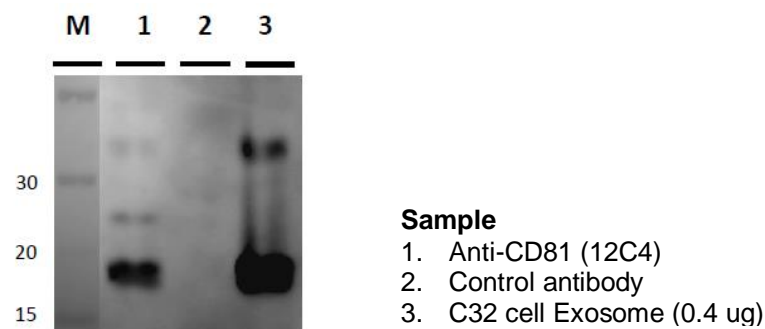


**Fig.2 Immunoprecipitation** in Human serum exosome

### Protocol

Sample	
Serum	150uL
+	
Anti-CD81(12C4)	1ug (Solid phase Magnetic bead)
PBS	150uL





**Fig.3 Immunoprecipitation** in C32 cell (Melanoma cell line) Exosome

**Protocol**

**Sample**

C32 cell Exosome 2 ug  
+  
Anti-CD81(12C4) 1ug (Solid phase Magnetic bead)  
PBS+1%BSA 200uL(Total)

Rotated at 4°C o/n

Washed

SDS-PAGE sample buffer 15uL

Denatured by heating

SDS-PAGE (3uL)  
WB (Anti-CD81(12C4) : 1ug/mL)

**RELATED PRODUCT:**

Product Name	Application	Quantity	Maker	Cat#
Anti CD9 (12A12) Monoclonal Antibody	WB / IP / ELISA	100 ug	CAC	SHI-EXO-M01
Anti CD63 (8A12) Monoclonal Antibody	WB / IP	100 ug	CAC	SHI-EXO-M02
Anti CD81 (12C4) Monoclonal Antibody	WB / IP	100 ug	CAC	SHI-EXO-M03

For research use only, Not for diagnostic use.



**COSMO BIO CO., LTD.**

Inspiration for Life Science

TOYO 2CHOME, KOTO-KU, TOKYO, 135-0016, JAPAN

URL: <http://www.cosmobio.co.jp>

e-mail: [export@cosmobio.co.jp](mailto:export@cosmobio.co.jp)

[Outside Japan] Phone : +81-3-5632-9617

[国内連絡先] Phone : +81-3-5632-9610

FAX : +81-3-5632-9618

FAX : +81-3-5632-9619